

### TABLE OF CONTENTS

#### I. General Reference

Karlyns Policies	B
Wire Set Installation Instructions	C
New Items List	D

#### II. STI Wire Set Catalog

Applications	1 thru 99
Spark Plug Connector Removal Tools	100
<i>Cross Reference List</i>	
1) BMW to STI	101
2) BOSCH to STI	102, 103, 104, 105, 106
3) MERCEDES-BENZ & BERU to STI	107
4) NGK to STI	108, 109, 110, 111
5) STANDARD to STI	112, 113, 114, 115, 116
6) TOYOTA to STI	117
7) VOLKSWAGEN (AUDI) to STI	118
8) VOLVO to STI	119

#### III. Distributor Caps, Rotors & Points:

<i>Cross Reference List (BOSCH to STI)</i>	
1) Distributor Caps	121, 122
2) Rotors	122, 123
3) Points	123
<i>Cross Reference List (Distributor Caps, Points, Rotors)</i>	
1) BMW to STI	124
2) MERCEDES-BENZ to STI	125
3) PORSCHE to STI	126
4) VOLKSWAGEN (AUDI) to STI	127
5) VOLVO to STI	128
6) NEW BREMI GLOW PLUG LINE	129
7) UPC PRODUCT CODES	130, 131, 132, 133, 134



### KARLYN'S POLICIES

#### **PRICES:**

All prices are NET (F.O.B. Southfields N.Y.), and are subject to change without notice.

#### **OPEN ACCOUNT:**

An account may be opened after approval in writing of three trade and one bank reference supplied by the customer. Although every effort will be made to expedite inquiries, delays may be encountered due to the lack of timely response from references.

#### **TERMS:**

Terms for Invoices are net due on the 30th. No orders will be shipped if your account goes over 60 days. There is a \$10.00 handling fee on all returned checks.

#### **BACK ORDERS:**

Out of stock items will be shipped when available unless the customer requests "No Back Orders".

#### **PLACING ORDERS:**

We pride ourselves on same day shipping. The earlier you call, the better the chances are of having your order leave here the same day. All special orders will have a \$10.00 handling charge and UPS fee. NO RETURNS will be accepted on special ordered items.

#### **FREIGHT:**

##### **1) UPS ZONE #2 to #6**

Freight will be prepaid on all STI packaged wire set orders of \$750 or more.

For other products or other products mixed with STI wire sets, freight will be prepaid on all orders of \$1500 or more.

##### **2) UPS ZONE #7 & #8**

Freight will be prepaid on all STI packaged wire sets of \$1000 or more. For other products or other products mixed with STI wire sets, freight will be prepaid on all orders of \$2000 or more.

**3) CANADA** - Freight will be prepaid on all STI packaged wire sets of \$1250 or more. For other products or other products mixed with STI wire sets, freight will be prepaid on all orders of \$2500 or more (This excludes Brokerage, Duties & Taxes).

#### **SHIPPING CLAIMS:**

All orders are verified and expertly packed before shipping. Check receipt of goods carefully and note damaged or missing cartons on Bill of Lading or UPS Driver's Delivery board. Damaged cartons must be retained by you for UPS inspection.

Without the damaged cartons, UPS will not honor the claim. Claims must be filed with the carrier within ten days.

We are not responsible after freight company accepts shipment from us, although we will assist you wherever possible. In the event you feel you were shorted on an item, please call Karlyn IMMEDIATELY.

**All claims for error must be made within five days receipt of goods.**

#### **RETURNS:**

The return of defective merchandise will NOT be accepted without an authorized return number from Karlyn Industries Inc.

##### **1) STI WIRE SETS**

a) **Limited Warranty** – The Warranty Claim form included with each STI wire set MUST BE completed in FULL with an explanation of the problem. This must be included with the STI wire set and sent freight prepaid to Karlyn Industries Inc. Upon inspection of the returned set and compliance of the Warranty, a replacement set or credit will be issued for the set(s) only.

b) **New Parts** - No merchandise will be accepted without an authorized return number from Karlyn Industries Inc. A list of items requesting return must be faxed to Karlyn Industries before a return number will be issued. All items must be returned freight prepaid within 30 days from date of the invoice. Items must be in original packing and in resalable condition. (Never Installed!)

Customers will be allowed an annual return not to exceed 3% of their previous years' purchase. Years can not be accumulated, use it or lose it! Credit will be issued at the price it was purchased less a **15% restocking charge**. All returns must be pre-approved by Karlyn and an offsetting order of equal amount must be placed in the same month as the return.

**2) Other Parts** - The return of defective merchandise will NOT be accepted without an authorized return number from Karlyn Industries Inc. Replacement, exchange or credit will be entirely at the discretion of Karlyn Industries Inc. NO LABOR REIMBURSED! A 10% restocking charge will be applied to all NEW ITEMS, with the exception of Karlyn error.

**PRINTING ERRORS** -Our catalog and price sheets have been prepared as carefully as possible. Karlyn Industries Inc. does not accept responsibility for any error in contents or pricing.

## WIRE SET INSTALLATION INSTRUCTIONS

### 1) **Safety First:**

- Make sure that the engine is cool.
- Wear safety glasses.
- Disconnect the (-) negative battery cable.

### **Wire Sets without a Loom**

2) Spread the replacement wires out and arrange them from the shortest to the longest length.  
**DO NOT REMOVE MORE THAN ONE WIRE AT A TIME.**  
Note the routing of the LONGEST ignition wire first.

3) Remove the lead by grasping the spark plug boot/connector (NOT THE CABLE), twist slightly and pull firmly to remove. Carefully remove the wire from any existing clamps, you will want to reuse them for the new wires.

4) Remove the distributor end of the wire in the same manner as mentioned above.

Select longest wire from the new wire set.

### **Wire Sets pre-assembled in a Loom/Harness**

2) Remove the nuts that hold the Loom onto the valve cover and pull the loom clear of the studs.

3) Remove the spark plug leads by grasping the spark plug boot/conn. (NOT THE CABLE), twist slightly and pull firmly to remove.

4) The cylinders are all #'d on the replacement wires and must match the distributor cap #'s. If the distributor cap does not have #'s, make note of the cylinder #'s on the distributor cap before removing the old wires so that you can correctly install the new wires. Place new loomed wire set over the studs and re-install nuts. If desired, the wire in loom can be adjusted to one side or the other by pulling on the wire only & Not the Connectors.

5) If Silicone Boot Release is included in this set, apply a thin coat to the inside of each spark plug boot. (DO NOT GLOB IT ON! **Do not** apply boot release to the distributor or to the inside of the distributor boot.) Firmly insert the boot/connector over the spark plug making sure the terminal is securely engaged. Route the new wire through the same path as the original wire, using any existing clamps. Push terminal of the other end of the wire into the distributor cap/coil pack as far down as it will go so the terminal is securely engaged and the boot is firmly sealed. Repeat the above steps for the remaining wires. Where applicable, remove the old coil wire and replace it with the new coil wire in a similar manner as previously described.

6) Re-connect the (-) negative battery cable and start the car.

### **WIRE MAINTENANCE**

Never let wires freely lie on anything that could cause it damage (i.e. moving parts, belts, manifold, turbo-charger, etc.) Keep wire set clean of oil and dirt. Wires should be separated as much as possible. All wire crossing should be done at 90 degree angles.

### **WARNING**

- Improper installation could lead to possible injury or damage to vehicle.
- Silicone (dimethylpolysiloxane) may cause slight temporary discomfort if accidentally rubbed into the eyes. If this happens, flush eyes with water. Consult a doctor if irritation persists. Keep out of reach of children.

### NEW ITEMS LIST

WIRE SETS
813
814
815
816
817
818
819
820
821

COP UNITS & COIL PACKS
5058
5059
5060
5062
5063
5064
5065
5066
5067
5068
5073
5074
5075
5076
5077
5078
5079
5080
5081
5082
5083

COP UNITS & COIL PACKS
5084
5086
5087
5088
5089
5090
5091
5092
5094
5095
5096
5097
5098
5099
5100
5101
5102
5103
5104
20360

TOOLS
499Z
2771Z

HARNESS REPAIR KIT
20113/40



CY.	APPLICATION	NOTES	YEAR	STI #
-----	-------------	-------	------	-------

**ACURA**

<b>CL</b>				
L4	2.2 LTR.		1997	<b>473</b>
L4	2.3 LTR.		98-99	<b>473</b>
V6	3.0 LTR. SOHC V-TEC		97-99	<b>665</b>
V6	3.2 LTR.	Direct Ignition Coil Unit (6 Required)	01-03	<b>5092</b>
<b>EL (Canada)</b>				
L4	1.6 LTR.		97-01	<b>473</b>
<b>INTEGRA</b>				
L4	1.6 LTR. DOHC 16-Valve		88-89	<b>383</b>
L4	1.6 LTR. DOHC 16-Valve		86-87	<b>361</b>
L4	1.8 LTR. DOHC 16-Valve		90-01	<b>384NC</b>
<b>INTEGRA GS-R</b>				
L4	1.7 LTR. DOHC V-TEC		92-93	<b>370</b>
L4	1.8 LTR. DOHC V-TEC		94-01	<b>370</b>
<b>LEGEND</b>				
V6	2.5, 2.7 LTR. DOHC		86-90	<b>362</b>
<b>MDX</b>				
V6	3.5 LTR. SOHC	Direct Ignition Coil Unit (6 Required)	01-06	<b>5007</b>
V6	3.7 LTR.	Direct Ignition Coil Unit (6 Required)	10-11	<b>5095</b>
<b>RL</b>				
V6	3.5 LTR.	Direct Ignition Coil Unit (6 Required)	05-08	<b>5094</b>
<b>RSX</b>				
L4	2.0 LTR.	Direct Ignition Coil Unit (4 Required)	02-06	<b>5087</b>
<b>TL</b>				
L5	2.5 LTR.		95-98	<b>426</b>
V6	3.2 LTR.	Direct Ignition Coil Unit (6 Required)	04-08	<b>5094</b>
V6	3.2 LTR.	Direct Ignition Coil Unit (6 Required)	99-03	<b>5092</b>
V6	3.5 LTR.	Direct Ignition Coil Unit (6 Required)	07-08	<b>5094</b>
<b>VIGOR</b>				
L5	2.5 LTR. SOHC 20-Valve (G25A)		92-94	<b>426</b>
<b>ZDX</b>				
V6	3.7 LTR.	Direct Ignition Coil Unit (6 Required)	2010	<b>5095</b>

**ALFA/ROMEO**

<b>164</b>				
V6	3.0 LTR.	Made with OEM Type Ends	91-93	<b>472</b>
<b>ALL (up to 1981)</b>				
L4	All 4-Cylinders Models		56-81	<b>164</b>
<b>GTV-6</b>				
V6	2.5 LTR.	Made with OEM Type Ends	81-86	<b>272</b>
<b>MILANO</b>				
V6	2.5 LTR.	Made with OEM Type Ends	87-89	<b>272</b>
V6	3.0 LTR. w/ 44" Coil Lead	Made with OEM Type Ends	88-89	<b>386</b>
<b>SPIDER</b>				
L4	2.0 LTR.	Made with OEM Type Ends	82-89	<b>417</b>
L4	2.0 LTR.		72-81	<b>164</b>



CY.	APPLICATION	NOTES	YEAR	STI #
-----	-------------	-------	------	-------

**AMC**

<b>CONCORD</b>				
L4	2.5 LTR.		80-82	498
<b>EAGLE</b>				
L4	2.5 LTR. 2bbl. GM		81-83	498
<b>SPIRIT</b>				
L4	2.5 LTR.		80-82	498

**ASUNA (Canada)**

<b>GT, SE</b>				
L4	1.6 LTR.		92-93	429
<b>SUNFIRE</b>				
L4	1.8 LTR.		92-93	462
<b>SUNRUNNER</b>				
L4	1.6 LTR.		92-95	406

**AUDI**

FOR CROSS REFERENCE FROM O.E. AUDI # TO STI , SEE PAGE # 118

<b>100, 100 QUATTRO</b>				
L5	2.3 LTR. (NF, NG)	With OE Type Loom	89-91	090 w/Loom
L5	2.3 LTR. (NF, NG)		89-91	090
V6	2.8 LTR. (AAH)		92-94	431**

<b>100GL, 100LS</b>				
L4	1.8, 1.9 LTR.	With Polyester Spark Plug Ends	70-77	114

<b>200, 200 QUATTRO</b>				
L5	2.2 LTR. Turbo 20-Valve (3B)		1991	683
L5	2.2 LTR. Turbo (MC)	With OE Type Loom	89-91	090 w/Loom
L5	2.2 LTR. Turbo (MC)		89-91	090

<b>4000, 4000 QUATTRO</b>				
L4	1.6, 1.7, 1.8 LTR.	With OEM Type Push-On Dist. Ends	80-84	400
L4	1.8 LTR. (MG)	With OEM Type Screw-On Dist. Ends	85-87	324
L5	2.2 LTR. (JT)	With OEM Type Screw-On Dist. Ends	85-87	500S
L5	2.2 LTR.	With OEM Type Push-On Dist. Ends	80-84	500
L5	2.2 LTR.	With OEM Type Push-On Dist. Ends	80-84	500 w/Loom^

<b>5000, 5000 QUATTRO</b>				
L5	2.2 LTR. incl. Turbo	With OEM Type Push-On Dist. Ends	78-84	500
L5	2.2 LTR. incl. Turbo	With OEM Type Push-On Dist. Ends	78-84	500 w/Loom^
L5	2.2, 2.3 LTR. incl. Turbo	With OE Type Loom	85-88	090 w/Loom
L5	2.2, 2.3 LTR. incl. Turbo	With OEM Type Screw-On Dist. Ends	85-88	500S

<b>80, 80 QUATTRO</b>				
L4	2.0 LTR.		88-90	324
L5	2.3 LTR.		88-92	090
L5	2.3 LTR.	With OE Type Loom	88-92	090 w/Loom

\*\* Order # 32Z for a Spark Plug Connector Removal Tool (page #100) specifically designed for these applications.

^ Optional set assembled in an OE type Loom.



CY.	APPLICATION	NOTES	YEAR	STI #
-----	-------------	-------	------	-------

## AUDI - con't

**90, 90 QUATTRO**

L4	2.0 LTR.		88-89	<b>324</b>
L5	2.3 LTR. 20-Valve (7A)		90-91	<b>501</b>
L5	2.3 LTR.		88-91	<b>090</b>
V6	2.8 LTR. (AAH)		93-95	<b>431**</b>

**A3**

L4	2.0 LTR. DOHC (BPY)	Direct Ignition Coil Unit (4 Required)	06-07	<b>20127</b>
V6	3.2 LTR. (BUB)	Direct Ignition Coil Unit (6 Required)	06-10	<b>20122</b>

**A4**

L4	1.8 LTR. (AMB, AWM)	Direct Ignition Coil Unit (4 Required)	01-06	<b>11961T</b>
L4	1.8 LTR. (ATW)	Direct Ignition Coil Unit (4 Required)	2000	<b>5014^^</b>
L4	1.8 LTR. DOHC (AEB)	Direct Ignition Coil Unit (4 Required)	96-00	<b>11869</b>
L4	2.0 LTR. DOHC (BWT, BPG)	Direct Ignition Coil Unit (4 Required)	05-09	<b>20127</b>
V6	2.8 LTR. (AHA, ATQ)	Ignition Coil Pack (078905104)	98 on	<b>11866T*</b>
V6	2.8 LTR. Right Bank (AHA, ATQ)	Cyl 1, 2 & 3	98 on	<b>233R200</b>
V6	2.8 LTR. Left Bank (AHA, ATQ)	Cyl 4, 5 & 6	98 on	<b>233L200</b>
V6	2.8 LTR. (AFC)		96-97	<b>431**</b>
V6	3.0 LTR. (AVK, BGN)	Direct Ignition Coil Unit (6 Required)	02-06	<b>11963T</b>
V6	3.2 LTR. (BKH)	Direct Ignition Coil Unit (6 Required)	05-09	<b>20128</b>

**A5**

V6	3.2 LTR.	Direct Ignition Coil Unit (6 Required)	2008	<b>20128</b>
----	----------	--	------	--------------

**A6**

V6	2.7 LTR. (APB) Turbo	Direct Ignition Coil Unit (6 Required)	99-02	<b>11869</b>
V6	2.8 LTR. (AHA, ATQ)	Ignition Coil Pack (078905104)	98 on	<b>11866T*</b>
V6	2.8 LTR. Right Bank (AHA, ATQ)	Cyl 1, 2 & 3	98 on	<b>233R200</b>
V6	2.8 LTR. Left Bank (AHA, ATQ)	Cyl 4, 5 & 6	98 on	<b>233L200</b>
V6	2.8 LTR. (AFC)		95-97	<b>431**</b>
V6	3.0 LTR. (AVK)	Direct Ignition Coil Unit (6 Required)	02-04	<b>11963T</b>
V6	3.2 LTR. (BKH)	Direct Ignition Coil Unit (6 Required)	05-08	<b>20128</b>
V8	4.2 LTR. (BVJ)	Direct Ignition Coil Unit (8 Required)	07-08	<b>20128</b>
V8	4.2 LTR. (BAS, BNK)	Direct Ignition Coil Unit (8 Required)	04-06	<b>20126</b>
V8	4.2 LTR. (ART, AWN)	Direct Ignition Coil Unit (8 Required)	00-04	<b>5014^^</b>

**A6 QUATTRO**

V6	2.7 LTR. (BEL)	Direct Ignition Coil Unit (6 Required)	03-04	<b>11961T</b>
----	----------------	--	-------	---------------

**A8, A8 QUATTRO**

V8	3.7 LTR. (AEW)	Direct Ignition Coil Unit (8 Required)	97-99	<b>5017</b>
V8	4.2 LTR. (AKB, AUX)	Direct Ignition Coil Unit (8 Required)	00-02	<b>5014^^</b>
V8	4.2 LTR. (BVJ)	Direct Ignition Coil Unit (8 Required)	07-09	<b>20128</b>
V8	4.2 LTR. (BFM)	Direct Ignition Coil Unit (8 Required)	03-06	<b>20126</b>
V8	4.2 LTR. (ABZ)	Direct Ignition Coil Unit (8 Required)	97-99	<b>5017</b>
V12	6.0 LTR. (BSB)	Direct Ignition Coil Unit (12 Required)	05-07	<b>20112</b>

**ALLROAD QUATTRO**

V6	2.7 LTR.	Direct Ignition Coil Unit (6 Required)	03-05	<b>11961T</b>
----	----------	--	-------	---------------

\* Ignition Module used in conjunction with #233L200 & #233R200.

\*\* Order # 32Z for a Spark Plug Connector Removal Tool (page # 100) specifically designed for these applications.

^^ Square Top with Two Mounting Holes



CY.	APPLICATION	NOTES	YEAR	STI #
-----	-------------	-------	------	-------

**AUDI - con't**

<b>CABRIOLET</b>				
V6	2.8 LTR. (AAH, AFC)		94-98	431**
<b>COUPE, COUPE QUATTRO</b>				
L5	2.2 LTR.	With OEM Type Push-On Dist. Ends	81-84	500
L5	2.2 LTR.	With OEM Type Push-On Dist. Ends	81-84	500 w/Loom^
L5	2.2, 2.3 LTR.	With OEM Type Screw-On Dist. Ends	85-87	500S
L5	2.3 LTR. 20-Valve (7A)		89-91	501
<b>FOX</b>				
L4	1.5, 1.6 LTR.		73-79	400
<b>QUATTRO</b>				
L5	2.2 LTR. Turbo	With OEM Type Push-On Dist. Ends	83-85	500
L5	2.2 LTR. Turbo	With OEM Type Push-On Dist. Ends	83-85	500 w/Loom^
<b>Q5</b>				
V6	3.2 LTR.	Direct Ignition Coil Unit (6 Required)	09-11	20128
<b>Q7</b>				
V6	3.6 LTR. (BHK)	Direct Ignition Coil Unit (6 Required)	07-10	20122
V8	4.2 LTR. (BAR)	Direct Ignition Coil Unit (8 Required)	07-08	20128
<b>RS4</b>				
V8	4.2 LTR. DOHC (BNS)	Direct Ignition Coil Unit (8 Required)	07-08	20127
<b>RS6</b>				
V8	4.2 LTR. DOHC	Direct Ignition Coil Unit (8 Required)	03-04	5014^^
<b>S4</b>				
L5	2.2 LTR. (AAN) incl. Turbo	Direct Ignition Coil Unit (5 Required)	92-94	ZS-009
V6	2.7 LTR. (APB) Turbo	Direct Ignition Coil Unit (6 Required)	00-02	11869
V8	4.2 LTR. (BHF)	Direct Ignition Coil Unit (8 Required)	04 on	20126
<b>S5</b>				
V8	4.2 LTR.	Direct Ignition Coil Unit (8 Required)	2008	20128
<b>S6</b>				
L5	2.2 LTR. (AAN) Turbo	Direct Ignition Coil Unit (5 Required)	95-96	ZS-009
V8	4.2 LTR. (BBD)	Direct Ignition Coil Unit (8 Required)	02-03	5014^^
V10	5.2 LTR. (BXA)	Direct Ignition Coil Unit (10 Required)	07-08	20128
<b>S8</b>				
V8	4.2 LTR. (AYS)	Direct Ignition Coil Unit (8 Required)	01-03	5014^^
V10	5.2 LTR. (BSM)	Direct Ignition Coil Unit (10 Required)	07-08	20128
<b>SUPER 90</b>				
L4	1.8 LTR.		71-72	114
<b>TT, TT COUPE</b>				
L4	1.8 LTR. (AWP, BEA)	Direct Ignition Coil Unit (4 Required)	01-06	11961T
L4	1.8 LTR. (AMU, ATC)	Direct Ignition Coil Unit (4 Required)	00-02	5014^^
V6	3.2 LTR.	Direct Ignition Coil Unit (6 Required)	08-10	20122
V6	3.2 LTR. (BHE)	Direct Ignition Coil Unit (6 Required)	04-06	20122
<b>V8 QUATTRO</b>				
V8	3.6, 4.2 LTR. (ABH, PT)		90-94	433

\*\* Order # 32Z for a Spark Plug Connector Removal Tool (page # 100) specifically designed for these applications.

^ Optional set assembled in an OE type Loom.

^^ Square Top with Two Mounting Holes



CY.	APPLICATION	NOTES	YEAR	STI #
-----	-------------	-------	------	-------

**BERTONE**

X 1/9

L4	1.5 LTR.		83-88	220
----	----------	--	-------	-----

**BMW**

FOR CROSS REFERENCE FROM O.E. BMW # TO STI , SEE PAGE # 101

**1600, 1800, 2000, 2002**

L4	1.6, 1.8, 2.0 LTR.		67-74	109
----	--------------------	--	-------	-----

**2002**

L4	2.0 LTR.	Long Coil Wire	75-76	109L
----	----------	----------------	-------	------

**2500, 2800, 3.0, BAVARIA**

L6	2.5, 2.8, 3.0 LTR.		69-76	110 w/Loom
----	--------------------	--	-------	------------

**128i E82, E88**

L6	3.0 LTR. (N51,N52N)	Direct Ignition Coil Unit (6 Required)	09-11	T.B.A. # 2
----	---------------------	--	-------	------------

**135i E82, E88**

L6	3.0 LTR. (N54)	Direct Ignition Coil Unit (6 Required)	09-10	T.B.A. # 2
----	----------------	--	-------	------------

**316i, 318i E30 (European)**

L4	1.6, 1.8 LTR. (M40 B18)	Equipped with Sensor Cable	88 on	467 w/Loom
----	-------------------------	----------------------------	-------	------------

**318i E30**

L4	1.8 LTR. (M10)	With OEM Type Screw-On Dist. Ends	84-85	318
----	----------------	-----------------------------------	-------	-----

**318i/iC/iS E30**

L4	1.8 LTR. 16-Valve (M42)	Coil Only	90-91	11855T**
----	-------------------------	-----------	-------	----------

L4	1.8 LTR. 16-Valve (M42)		90-91	432 w/Loom
----	-------------------------	--	-------	------------

L4	1.8 LTR. 16-Valve (M42)	With Marten Protection	90-91	432S w/Loom*
----	-------------------------	------------------------	-------	--------------

**318i/iC/iS/Ti E36**

L4	1.8 LTR. (M42)		93.09-95	491 w/loom
----	----------------	--	----------	------------

L4	1.8 LTR. (M42)	With Marten Protection	93.09-95	491S w/Loom*
----	----------------	------------------------	----------	--------------

L4	1.8 LTR. (M42)	Coil Only	92-93.08	11855T**
----	----------------	-----------	----------	----------

L4	1.8 LTR. (M42)		92-93.08	432 w/Loom
----	----------------	--	----------	------------

L4	1.8 LTR. (M42)	With Marten Protection	92-93.08	432S w/Loom*
----	----------------	------------------------	----------	--------------

L4	1.9 LTR. (M44)		96 on	491 w/loom
----	----------------	--	-------	------------

L4	1.9 LTR. (M44)	With Marten Protection	96 on	491S w/Loom*
----	----------------	------------------------	-------	--------------

**320/6, 323i E21 (European)**

L6	2.0, 2.3 LTR. (M20)		81-82	322 w/Loom
----	---------------------	--	-------	------------

**320i E21**

L4	1.8 LTR. (M10)	With OEM Type Screw-On Dist. Ends	80-83	321
----	----------------	-----------------------------------	-------	-----

L4	2.0 LTR. (M10)	With OEM Type Push-On Dist. Ends	77-79	320
----	----------------	----------------------------------	-------	-----

**320i, 323i E30 (European)**

L6	2.0, 2.3 LTR. (M20)		83-89	322 w/Loom
----	---------------------	--	-------	------------

**323i E90, E90N**

L6	2.5 LTR. (N52, N52N)	Direct Ignition Coil Unit (6 Required)	06-10	T.B.A. # 2
----	----------------------	--	-------	------------

**323i, 323iC, 323iS**

L6	2.5 LTR. (M52)	Direct Ignition Coil Unit (6 Required)	98 on	11860T
----	----------------	--	-------	--------

\* Marten "Rodent" Protection - These sets come assembled with special interlocking beads that protect the wire from gnawing rodents and abrasion damage.

\*\* Coil Used in Conjunction with #432 w/Loom & #432S w/Loom.



CY.	APPLICATION	NOTES	YEAR	STI #
-----	-------------	-------	------	-------

**BMW**

<b>325Ci/i/xi E46</b>				
L6	3.0 LTR. (M52)	Direct Ignition Coil Unit (6 Required)	02.10 on	<b>20110</b>
L6	3.0 LTR. (M52, M54)	Direct Ignition Coil Unit (6 Required)	00-02.09	<b>11860T</b>
<b>325e/es E30</b>				
L6	2.7 LTR. (M20)		84-87	<b>325 w/Loom</b>
<b>325i/iC/iS E36</b>				
L6	2.5 LTR. (M50)	Direct Ignition Coil Unit (6 Required)	92-95	<b>11856T</b>
<b>325i/iC/iS/ix E30</b>				
L6	2.5 LTR. (M20)	Equipped with Sensor Cable	87-93	<b>360 w/Loom</b>
<b>325i/xi E90</b>				
L6	3.0 LTR. (N52)	Ign Coil (6 Req) up to March 2006	06-06.03	<b>T.B.A.</b>
<b>325i/xi E90, E91</b>				
L6	3.0 LTR. (N52)	Ign Coil (6 Req) from April 2006	04.06-06	<b>T.B.A. # 2</b>
<b>328i E36</b>				
L6	2.8 LTR. (M52)	Direct Ignition Coil Unit (6 Required)	95-98	<b>11860T</b>
<b>328i E46</b>				
L6	2.8 LTR. (M52)	Direct Ignition Coil Unit (6 Required)	98 on	<b>11860T</b>
<b>328i E90/N, E91/N, E92/N, E93/N</b>				
L6	3.0 LTR. (N51,N52N)	Direct Ignition Coil Unit (6 Required)	07-11	<b>T.B.A. # 2</b>
<b>328xi E90/N, E91/N, E92/N</b>				
L6	3.0 LTR. (N51,N52N)	Direct Ignition Coil Unit (6 Required)	07-11	<b>T.B.A. # 2</b>
<b>330Ci/i/xi E46</b>				
L6	3.0 LTR. (M54)	Direct Ignition Coil Unit (6 Required)	02.10 on	<b>20110</b>
L6	3.0 LTR. (M54)	Direct Ignition Coil Unit (6 Required)	00-02.09	<b>11860T</b>
<b>330i/xi E90</b>				
L6	3.0 LTR. (N52)	Ign Coil (6 Req) from April 2006	04.06-06	<b>T.B.A. # 2</b>
L6	3.0 LTR. (N52)	Ign Coil (6 Req) up to March 2006	06-06.03	<b>T.B.A.</b>
<b>335i E90/N, E92, E93</b>				
L6	3.0 LTR. (N54)	Direct Ignition Coil Unit (6 Required)	07-11	<b>T.B.A. # 2</b>
<b>335is E92N, E93N</b>				
L6	3.0 LTR. (N54T)	Direct Ignition Coil Unit (6 Required)	2011	<b>T.B.A. # 2</b>
<b>335xi E90/N, E92</b>				
L6	3.0 LTR. (N54)	Direct Ignition Coil Unit (6 Required)	08-07	<b>T.B.A. # 2</b>
<b>525i E34</b>				
L6	2.5 LTR. (M20)	Equipped with Sensor Cable	89-90	<b>360 w/Loom</b>
L6	2.5 LTR. (M50)	Direct Ignition Coil Unit (6 Required)	91-95	<b>11856T</b>
<b>525i E39</b>				
L6	2.5 LTR. (M52)	Direct Ignition Coil Unit (6 Required)	02.10-03.07	<b>20110</b>
L6	2.5 LTR. (M52)	Direct Ignition Coil Unit (6 Required)	00-02.09	<b>11860T</b>
<b>525i/xi E60</b>				
L6	3.0 LTR. (N52)	Ign Coil (6 Req) from April 2006	04.06-07	<b>T.B.A. # 2</b>
L6	3.0 LTR. (N52)	Ign Coil (6 Req) up to March 2006	06-06.03	<b>T.B.A.</b>

CY.	APPLICATION	NOTES	YEAR	STI #
<b>BMW - con't</b>				
<b>528e E28</b>				
L6	2.7 LTR. (M20)	Equipped with Sensor Cable	87.03-88	<b>360 w/Loom</b>
L6	2.7 LTR. (M20)		84-87.02	<b>325 w/Loom</b>
L6	2.7 LTR. (M20) w/ Original Distributor Cap	Original Cap = # 22-8062	82-83	<b>528 w/Loom</b>
L6	2.7 LTR. (M20) w/ Upgraded Distributor Cap	Upgraded Cap = # 22-8069R	82-83	<b>325 w/Loom</b>
<b>528i E12</b>				
L6	2.8 LTR. (M30)		79-81	<b>530 w/Loom</b>
<b>528i E39</b>				
L6	2.8 LTR. (M52)	Direct Ignition Coil Unit (6 Required)	97 on	<b>11860T</b>
<b>528i E60N, F10</b>				
L6	3.0 LTR. (N52N)	Direct Ignition Coil Unit (6 Required)	08-11	<b>T.B.A. # 2</b>
<b>528xi E60N</b>				
L6	3.0 LTR. (N52N)	Direct Ignition Coil Unit (6 Required)	2008	<b>T.B.A. # 2</b>
<b>530i E12</b>				
L6	3.0 LTR. (M30)		75-78	<b>530 w/Loom</b>
<b>530i E34</b>				
V8	3.0 LTR. (M60)	Direct Ignition Coil Unit (8 Required)	94-95	<b>11856T</b>
<b>530i E39</b>				
L6	3.0 LTR. (M54)	Direct Ignition Coil Unit (6 Required)	02.10-03.07	<b>20110</b>
L6	3.0 LTR. (M54)	Direct Ignition Coil Unit (6 Required)	00-02.09	<b>11860T</b>
<b>530i/xi E60, E61</b>				
L6	3.0 LTR. (N52)	Ign Coil (6 Req) from April 2006	04.06-07	<b>T.B.A. # 2</b>
L6	3.0 LTR. (N52)	Ign Coil (6 Req) up to March 2006	06-06.03	<b>T.B.A.</b>
<b>533i E28</b>				
L6	3.2 LTR. (M30) w/ Original Distributor Cap	Original Cap = # 22-8062	83-84	<b>730 w/Loom</b>
L6	3.2 LTR. (M30) w/ Upgraded Distributor Cap	Upgraded Cap = # 22-8069R	83-84	<b>535 w/Loom</b>
<b>535i E60N</b>				
L6	3.0 LTR. (N54)	Direct Ignition Coil Unit (6 Required)	08-10	<b>T.B.A. # 2</b>
<b>535i, 535iS E28</b>				
L6	3.5 LTR. (M30)		85-88	<b>535 w/Loom</b>
<b>535i, 535iS E34</b>				
L6	3.5 LTR. (M30)	Equipped with Sensor Cable	89-93	<b>391 w/Loom</b>
<b>535xi E60N, E61N</b>				
L6	3.0 LTR. (N54)	Direct Ignition Coil Unit (6 Required)	2008	<b>T.B.A. # 2</b>
<b>540i E34</b>				
V8	4.0 LTR. (M60)	Direct Ignition Coil Unit (8 Required)	94-95	<b>11856T</b>
<b>540i E39</b>				
V8	4.4 LTR. (M62)	Direct Ignition Coil Unit (8 Required)	97 on	<b>11860T</b>
<b>545i E60</b>				
V8	4.4 LTR. (N62)	Direct Ignition Coil Unit (8 Required)	03 on	<b>20110</b>
<b>550i/ix F07, F10</b>				
V8	4.4, 4.8 LTR. (N63)	Direct Ignition Coil Unit (6 Required)	10-11	<b>T.B.A. # 2</b>
<b>630CSi E24</b>				
L6	3.0 LTR. (M30)		1977	<b>530 w/Loom</b>



CY.	APPLICATION	NOTES	YEAR	STI #
-----	-------------	-------	------	-------

**BMW - con't****633CSi E24**

L6	3.2 LTR. (M30) w/ Original Distributor Cap	Original Cap = # 22-8062	82-84	<b>730 w/Loom</b>
L6	3.2 LTR. (M30) w/ Upgraded Distributor Cap	Upgraded Cap = # 22-8069R	82-84	<b>535 w/Loom</b>
L6	3.2 LTR. (M30)		78-81	<b>530 w/Loom</b>

**635CSi E24**

L6	3.4, 3.5 LTR. (M30)	Equipped with Sensor Cable	87-89	<b>391 w/Loom</b>
L6	3.5 LTR. (M30)		85-86	<b>535 w/Loom</b>

**645Ci E63, Cic E64**

V8	4.4 LTR. (N62)	Direct Ignition Coil Unit (8 Required)	04-05	<b>20110</b>
----	----------------	--	-------	--------------

**733i E23**

L6	3.2 LTR. (M30) w/ Original Distributor Cap	Original Cap = # 22-8062	82-84	<b>730 w/Loom</b>
L6	3.2 LTR. (M30) w/ Upgraded Distributor Cap	Upgraded Cap = # 22-8069R	82-84	<b>535 w/Loom</b>
L6	3.2 LTR. (M30)		78-81	<b>530 w/Loom</b>

**735i E23**

L6	3.5 LTR. (M30)		85-86	<b>535 w/Loom</b>
----	----------------	--	-------	-------------------

**735i, 735iL E32**

L6	3.4, 3.5 LTR. (M30)	Equipped with Sensor Cable	88-92	<b>391 w/Loom</b>
----	---------------------	----------------------------	-------	-------------------

**740i, 740iL**

V8	4.0 LTR. (M60)	Direct Ignition Coil Unit (8 Required)	93-95	<b>11856T</b>
V8	4.4 LTR. (M62)	Direct Ignition Coil Unit (8 Required)	96 on	<b>11860T</b>

**740i F01**

L6	3.0 LTR. (N54)	Direct Ignition Coil Unit (6 Required)	2011	<b>T.B.A. # 2</b>
----	----------------	--	------	-------------------

**740li F02**

L6	3.0 LTR. (N54)	Direct Ignition Coil Unit (6 Required)	2011	<b>T.B.A. # 2</b>
----	----------------	--	------	-------------------

**745i E65, Li E66**

V8	4.4 LTR. (N62)	Direct Ignition Coil Unit (8 Required)	02 on	<b>20110</b>
----	----------------	--	-------	--------------

**750i E65, Li E66**

V8	4.8 LTR. DOHC	Direct Ignition Coil Unit (8 Required)	05 on	<b>20110</b>
----	---------------	--	-------	--------------

**750iL E32**

V12	5.0 LTR. (M70) Right Bank (1 thru 6)	w/ Sensor Cable & Marten Protection	88-94	<b>354 w/Loom*</b>
V12	5.0 LTR. (M70) Left Bank (7 thru 12)	w/ Sensor Cable & Marten Protection	88-94	<b>353 w/Loom*</b>

**750iL E38**

V12	5.0, 5.4 LTR. (M73)	Coil Only	95 on	<b>11859T^</b>
V12	5.0, 5.4 LTR. (M73) Right Bank (1 thru 6)	With Marten Protection	95 on	<b>238R w/Loom*</b>
V12	5.0, 5.4 LTR. (M73) Left Bank (7 thru 12)	With Marten Protection	95 on	<b>238L w/Loom*</b>

**750i/ix F01, F04**

V8	4.4 LTR. (N63)	Ign. Coil Unit (8 req) incl. Hybrid	09-11	<b>T.B.A. # 2</b>
----	----------------	-------------------------------------	-------	-------------------

**750li/lix F02**

V8	4.4 LTR. (N63)	Ign. Coil Unit (8 req) incl. Hybrid	09-11	<b>T.B.A. # 2</b>
----	----------------	-------------------------------------	-------	-------------------

**760i E65, Li E66**

V12	6.0 LTR. (N73)	Direct Ignition Coil Unit (12 Required)	03 on	<b>20110</b>
-----	----------------	---	-------	--------------

\* Marten "Rodent" Protection - These sets come assembled with special interlocking beads that protect the wire from gnawing rodents and abrasion damage.

^ Coil Used in Conjunction with #238L w/Loom & #238R w/Loom (Use 2 per vehicle).



CY.	APPLICATION	NOTES	YEAR	STI #
<b>BMW - con't</b>				
<b>760li F02</b>				
V12	6.0 LTR. (N74)	Direct Ignition Coil Unit (12 Required)	10-11	T.B.A. # 2
<b>840Ci E31</b>				
V8	4.0 LTR. (M60)	Direct Ignition Coil Unit (8 Required)	94-95	11856T
V8	4.4 LTR. (M62)	Direct Ignition Coil Unit (8 Required)	96-97	11860T
<b>850Ci E31</b>				
V12	5.4 LTR. (M73)	Coil Only	95 on	11859T**
V12	5.4 LTR. (M73) Right Bank (1 thru 6)	With Marten Protection	95-97	246R w/Loom*
V12	5.4 LTR. (M73) Left Bank (7 thru 12)	With Marten Protection	95-97	246L w/Loom*
<b>850Ci/i E31</b>				
V12	5.0 LTR. (M70) Right Bank (1 thru 6)	Equipped with Sensor Cable	91-94	416 w/Loom*
V12	5.0 LTR. (M70) Left Bank (7 thru 12)	Equipped with Sensor Cable	91-94	415 w/Loom*
<b>850CSi E31</b>				
V12	5.6 LTR. (M70) Right Bank (1 thru 6)	Equipped with Sensor Cable	94-95	416 w/Loom*
V12	5.6 LTR. (M70) Left Bank (7 thru 12)	Equipped with Sensor Cable	94-95	415 w/Loom*
<b>ALPINA B7, B7X F01</b>				
V8	4.4 LTR. (N63)	Direct Ignition Coil Unit (8 Required)	2011	T.B.A. # 2
<b>ALPINA B7L, BLX F02</b>				
V8	4.4 LTR. (N63)	Direct Ignition Coil Unit (8 Required)	2011	T.B.A. # 2
<b>L6 E24</b>				
L6	3.5 LTR. (M30)	Equipped with Sensor Cable	1987	391 w/Loom
<b>L7 E23</b>				
L6	3.5 LTR. (M30)		1986	535 w/Loom
<b>L7 E32</b>				
L6	3.5 LTR. (M30)	Equipped with Sensor Cable	1987	391 w/Loom
<b>M COUPE E36</b>				
L6	3.2 LTR. (S54)	Direct Ignition Coil Unit (6 Required)	00-03	20110
L6	3.2 LTR. (S52)	Direct Ignition Coil Unit (6 Required)	97-00	11864T
<b>M ROADSTER E36</b>				
L6	3.2 LTR. (S54)	Direct Ignition Coil Unit (6 Required)	00-03	20110
L6	3.2 LTR. (S52)	Direct Ignition Coil Unit (6 Required)	98-00	11864T
<b>M3 E30</b>				
L4	2.3 LTR. (S14)		88-91	359 w/Loom
L4	2.3 LTR. (S14)	EVO Red wire & Red O.E. Plug Boots	88-91	359R w/Loom
<b>M3 E36</b>				
L6	3.0 LTR. (S50)	Direct Ignition Coil Unit (6 Required)	1995	11857T
L6	3.2 LTR. (S52)	Direct Ignition Coil Unit (6 Required)	96 on	11864T
<b>M3 E46</b>				
L6	3.2 LTR. (S54)	Direct Ignition Coil Unit (6 Required)	00 on	20110
<b>M5 E28</b>				
L6	3.5 LTR. (S38)		1988	358 w/Loom
L6	3.5 LTR. (S38)	Red Wire & Red O.E. Plug Boots	1988	358R w/Loom

\* Marten "Rodent" Protection - These sets come assembled with special interlocking beads that protect the wire from gnawing rodents and abrasion damage.

\*\* Coil Used in Conjunction with #246L w/Loom & #246R w/Loom (Use 2 per vehicle).



CY.	APPLICATION	NOTES	YEAR	STI #
-----	-------------	-------	------	-------

**BMW - con't**

<b>M5 E34</b>				
L6	3.5, 3.8 LTR. (European)	Direct Ignition Coil Unit (6 Required)	94 on	11863T
<b>M6 E24</b>				
L6	3.5 LTR. (S38)		87-88	358 w/Loom
L6	3.5 LTR. (S38)	Red Wire & Red O.E. Plug Boots	87-88	358R w/Loom
<b>MINI COOPER</b>				
L4	1.6 LTR. (N14B16A)	Direct Ignition Coil Unit (4 Required)	07-10	20360
L4	1.6 LTR. (N12B16A)	Direct Ignition Coil Unit (4 Required)	06-10	T.B.A. # 2
L4	1.6 LTR. 16-Valve	Made with Blue Silicone Wire	02-06	702
L4	1.6 LTR. 16-Valve	Made with Red Silicone Wire	02-06	702R
<b>MINI COOPER S</b>				
L4	1.6 LTR. (N14B16A)	Direct Ignition Coil Unit (4 Required)	07-10	20360
L4	1.6 LTR. (N12B16A)	Direct Ignition Coil Unit (4 Required)	06-10	T.B.A. # 2
L4	1.6 LTR. Supercharged Eng.	Made with Blue Silicone Wire	02-06	702
L4	1.6 LTR. Supercharged Eng.	Made with Red Silicone Wire	02-06	702R
<b>X3 E83</b>				
L6	2.5, 3.0 LTR (M54)	Direct Ignition Coil Unit (6 Required)	04-05	20110
<b>X3 E83N,F25</b>				
L6	3.0 LTR. (N52N)	Direct Ignition Coil Unit (6 Required)	07-10	T.B.A. # 2
<b>X5</b>				
L6	3.0 LTR.	Direct Ignition Coil Unit (6 Required)	02.11 on	20110
L6	3.0 LTR.	Direct Ignition Coil Unit (6 Required)	01-02.10	11860T
V8	4.4 LTR. (M62)	Direct Ignition Coil Unit (8 Required)	03.10 on	20110
V8	4.4 LTR. (M62)	Direct Ignition Coil Unit (8 Required)	00-03.09	11860T
<b>X5 4.8is E53</b>				
V8	4.8 LTR. (N62)	Direct Ignition Coil Unit (8 Required)	04-05	20110
<b>X5 E70,E70N</b>				
L6	3.0, 4.4, 4.8 LTR. (N52N, S63, N63)	Direct Ignition Coil Unit (6 Required)	07-11	T.B.A. # 2
<b>X6 E71,E72</b>				
V8	4.4 LTR. (N63,S63)	Direct Ignition Coil Unit (8 Required)	08-11	T.B.A. # 2
<b>X6 E71</b>				
L6	3.0 LTR. (N54)	Direct Ignition Coil Unit (6 Required)	08-11	T.B.A. # 2
<b>Z3 Roadster</b>				
L4	1.9 LTR. (M44)		96-98	491 w/Loom
L4	1.9 LTR. (M44)	With Marten Protection	96-98	491S w/Loom*
L6	2.5 LTR. (M52)	Direct Ignition Coil Unit (6 Required)	99-01	11860T
L6	2.8 LTR. (M52)	Direct Ignition Coil Unit (6 Required)	97-00	11860T
L6	3.0 LTR. (M54)	Direct Ignition Coil Unit (6 Required)	2001	11860T
L6	3.2 LTR. (S52)	Direct Ignition Coil Unit (6 Required)	98-00	11864T

\* Marten "Rodent" Protection - These sets come assembled with special interlocking beads that protect the wire from gnawing rodents and abrasion damage.

CY.	APPLICATION	NOTES	YEAR	STI #
<b>BMW - con't</b>				
<b>Z4 Coupe E85</b>				
L6	3.0 LTR. (N52)	Ign Coil (6 Req) up to March 2006	06-06.03	T.B.A.
<b>Z4 Coupe E86</b>				
L6	3.0 LTR. (N52)	Direct Ignition Coil Unit (6 Required)	06-11	T.B.A. # 2
<b>Z4 Roadster</b>				
L6	2.5 LTR. (M54)	Direct Ignition Coil Unit (6 Required)	02-05	20110
L6	3.0 LTR. (M54)	Direct Ignition Coil Unit (6 Required)	02-05	20110
<b>Z4 Roadster E85</b>				
L6	3.0 LTR. (N52)	Ign Coil (6 Req) up to March 2006	06-06.03	T.B.A.
<b>Z4 Roadster E85, E89</b>				
L6	3.0 LTR. (N52,N52N,N54,N54T)	Ign Coil (6 Req) from April 2006	04.06-11	T.B.A. # 2
<b>Z8 Roadster</b>				
V8	5.0 LTR.	Direct Ignition Coil Unit (8 Required)	2001	11860T

### BMW DIRECT IGNITION UNITS (Parts List)

BMW Direct Ignition Coil Units are made up of a Coil and a Connector which can be purchased separately.

#### BREMI DIRECT IGN.

UNIT #	COIL #	CONNECTOR # - LENGTH	CONNECTOR O.E. #
11856T	11855T	13249/1.8 - (115mm)	12-13-1-730-412
		13249/1.8 - (115mm)	12-13-1-730-521
11857T	11855T	13249B1.8 - (122 mm)	12-13-1-402-463
11863T	11855T	13296/1.8 - (151 mm)	12-13-1-404-101
11860T	11859T	13249/1.8 - (115 mm)	12-13-1-730-412
		13249/1.8 - (115 mm)	12-13-9-067-831
11864T	11859T	13249E1.8 - (122 mm)	12-13-1-404-308



CY.	APPLICATION	NOTES	YEAR	STI #
<b>BUICK</b>				
<b>CENTURY</b>				
L4	2.2 LTR. (134)		93-96	779
L4	2.5 LTR.		85-86	497
L4	2.5 LTR.		82-84	498
V6	2.8 LTR. (173) (W)		87-89	709
V6	2.8 LTR.		85-86	412
V6	3.1 LTR. (189)		01-05	746
V6	3.1 LTR. (189)		2000	777
V6	3.1 LTR. (189) (M)		97-99	710
V6	3.1 LTR. (189)		94-95	771
V6	3.3 LTR. (204) (N)		89-91	707
V6	3.8 LTR. (231)		2005	748
V6	3.8 LTR. (231) (3)		87-88	707
<b>ELECTRA</b>				
V6	3.8 LTR. (231)		1990	780
<b>LaCROSSE, ALLURE</b>				
V6	3.8 LTR. (231)		05-08	748
V8	5.3 LTR.		2008	757
<b>Le SABRE, CENTURION, INVICTA, WILDCAT</b>				
V6	3.8 LTR. (231)		2005	748
V6	3.8 LTR. (231)		99-04	750
V6	3.8 LTR. (231)		96-98	752
V6	3.8 LTR. (231) (L)		93-95	707
V6	3.8 LTR. (231) (L)	With Delco Coil Pack	1992	707
V6	3.8 LTR. (231)	With Magnavox Coil Pack	1992	780
V6	3.8 LTR. (231)		90-91	780
<b>LUCERNE</b>				
V6	3.8 LTR.		07-08	748
V6	3.8 LTR. (231)		2006	750
<b>PARK AVENUE</b>				
V6	3.8 LTR. (231)		2005	748
V6	3.8 LTR. (231) (1)	Supercharged Eng.	00-04	748
V6	3.8 LTR. (231) (K)	Excluding Supercharged Eng.	99-04	750
V6	3.8 LTR. (231) (1)	Supercharged Eng.	96-99	768
V6	3.8 LTR. (231) (K)	Excluding Supercharged Eng.	95-98	752
V6	3.8 LTR. (231) (L, 1) incl. Supercharged	Excluding K Codes	93-95	707
V6	3.8 LTR. (231) (L, 1) incl. Supercharged	With Delco Coil Pack	1992	707
V6	3.8 LTR. (231)	With Magnavox Coil Pack	1992	780
V6	3.8 LTR. (231)		1991	780
<b>RAINIER</b>				
L6	4.2 LTR. (256) (S)	Direct Ignition Coil Unit (6 Required)	04-05	5073
V8	5.3 LTR. (325)		05-08	757
V8	5.3 LTR. (323)		2004	719
<b>REATTA</b>				
V6	3.8 LTR. (231) (L)		1991	707
V6	3.8 LTR. (231)		1990	780

CY.	APPLICATION	NOTES	YEAR	STI #
-----	-------------	-------	------	-------

### BUICK - con't

#### REGAL

V6	2.8 LTR. (173) (W)		88-89	709
V6	3.1 LTR. (189) (M)		94-96	710
V6	3.1 LTR. (189) (T)		89-93	709
V6	3.8 LTR. (231)		99-04	748
V6	3.8 LTR. (231) (K)	Excluding Supercharged Eng.	97-98	755
V6	3.8 LTR. (231)		1996	755
V6	3.8 LTR. (231) (L)		93-95	707
V6	3.8 LTR. (231) (L)	With Delco Coil Pack	1992	707
V6	3.8 LTR. (231)	With Magnavox Coil Pack	1992	780
V6	3.8 LTR. (231) (L)		90-91	707

#### RENDEZVOUS

V6	3.4 LTR. (207)		02-05	746
V6	3.5 LTR. (213)		06-07	786

#### RIVIERA

V6	3.8 LTR. (231)	Supercharged Eng.	98-99	768
V6	3.8 LTR. (231) (1)	Supercharged Eng.	96-97	768
V6	3.8 LTR. (231) (K)	Excluding Supercharged Eng.	96-97	752
V6	3.8 LTR. (231) (L, K, 1) incl. Supercharged		93-95	707
V6	3.8 LTR. (231) (L)	With Delco Coil Pack	1992	707
V6	3.8 LTR. (231)	With Magnavox Coil Pack	1992	780
V6	3.8 LTR. (231) (L)		1991	707
V6	3.8 LTR. (231)		1990	780

#### SKYHAWK

L4	2.0 LTR. (122) (1) Excluding Turbo		87-89	704
----	------------------------------------	--	-------	-----

#### SKYLARK

L4	2.3 LTR. (138)	Set contains Four Connectors	88-95	712
L4	2.4 LTR. (146)	Set contains Four Connectors	96-98	712
L4	2.5 LTR. (R)		1985	497
L4	2.5 LTR.		80-84	498
V6	2.8 LTR. (W)	F/inj. Eng.	1985	600
V6	2.8 LTR. (X)	Carb. Eng.	1985	412
V6	3.1 LTR. (189) (M)		94-98	710
V6	3.3 LTR. (204) (N)		89-91	707

#### SOMERSET

L4	2.5 LTR.		85-86	497
----	----------	--	-------	-----

#### TERRAZA

V6	3.5 LTR. (213)		05-06	786
V6	3.9 LTR.		06-07	815



CY.	APPLICATION	NOTES	YEAR	STI #
-----	-------------	-------	------	-------

**CADILLAC**

<b>ALLANTE</b>				
V8	4.5 LTR. (273)		89-92	783
<b>CATERA</b>				
V6	3.0 LTR. DOHC		97-99	682
<b>CIMARRON</b>				
V6	2.8 LTR.		85-86	600
<b>CTS</b>				
V8	5.7 LTR. (346)		04-05	766
V8	6.0 LTR. (364)		06-07	757
<b>DeVILLE</b>				
V8	4.5 LTR. (273)		1990	783
V8	4.6 LTR. (281)		96-99	751
V8	4.9 LTR. (300)		91-95	783
<b>ELDORADO</b>				
V8	4.5 LTR. (273)		1990	783
V8	4.6 LTR. (281)		95-99	751
V8	4.9 LTR. (300)		91-93	783
<b>ESCALADE</b>				
V8	5.3 LTR. (323)		02-05	719
V8	5.7 LTR. (350)		99-00	701
V8	6.0 LTR. (364)	With Mitsubishi, Square Coil #12558693	02-06	719
V8	6.0 LTR. (364)	With Delphi, Round Coil# 19005218	02-06	766
V8	6.2 LTR. (378)		07-08	757
<b>FLEETWOOD</b>				
V8	4.5 LTR. (273) (3)		1990	783
V8	4.9 LTR. (300)		91-93	783
<b>SEVILLE</b>				
V8	4.5 LTR. (273)		1990	783
V8	4.6 LTR. (281)		98-99	769
V8	4.6 LTR. (281)		95-97	751
V8	4.9 LTR. (300)		91-93	783



CY.	APPLICATION	NOTES	YEAR	STI #
-----	-------------	-------	------	-------

## CHEVROLET

**ASTRO VAN**

L4	2.5 LTR.		85-87	497
V6	4.3 LTR. (262)		96-05	699
V6	4.3 LTR. (262)		92-95	708

**AVALANCHE**

V8	5.3 LTR. (325)		07-08	757
V8	5.3 LTR. (325)	With Mitsubishi, Square Coil #12558693	02-06	719
V8	5.3 LTR. (325)	With Delphi, Round Coil# 19005218	02-06	766
V8	6.0 LTR. (364)		07-08	757
V8	8.1 LTR. (496)		02-06	732

**AVEO**

L4	1.6 LTR.		04-08	715
----	----------	--	-------	-----

**BERETTA, CORSICA**

L4	2.0 LTR. (122) (1)		87-89	704
L4	2.2 LTR. (134)		93-96	779
L4	2.2 LTR. (134) (G)		90-91	704
L4	2.3 LTR. (140)	Set contains Four Connectors	90-94	712
V6	2.8 LTR. (173) (W)		1989	709
V6	3.1 LTR. (189) (M)		94-96	710
V6	3.1 LTR. (189) (T)		90-93	709

**BLAZER (C, K, V SERIES)**

V8	5.0 LTR. (305) (H)		1987	706
V8	5.7 LTR. (350)		1994	739
V8	5.7 LTR. (350) (K)		87-93	706

**BLAZER, TRAILBLAZER (S SERIES)**

L4	2.5 LTR.		85-87	497
V6	2.8 LTR.		85-89	412
L6	4.2 LTR. (256) (S)	Direct Ignition Coil Unit (6 Required)	02-05	5073
V6	4.3 LTR. (262)		96-05	699
V6	4.3 LTR. (262)		92-95	708
V6	4.3 LTR. (262) W	For Vehicles w/ Screw-On Dist. Ends	1995	795*
V8	5.3 LTR. (325)		03-08	757
V8	6.0 LTR. (364)		06-08	757

**CAMARO**

L4	2.5 LTR.		85-86	497
L4	2.5 LTR.		82-84	498
V6	2.8 LTR.		85-89	600
V6	3.1 LTR. (T)		90-92	412
V6	3.8 LTR. (231)		00-02	772
V6	3.8 LTR. (231)		95-99	762
V8	5.7 LTR. (350)		98-02	766

\* For use with Distributor cap that has horizontal towers.



CY.	APPLICATION	NOTES	YEAR	STI #
-----	-------------	-------	------	-------

**CHEVROLET - con't**

**CAVALIER**

L4	2.0 LTR. (122) (1)		87-89	704
L4	2.2 LTR. (134) (4)		2002	756
L4	2.2 LTR. (134)		98-01	756
L4	2.2 LTR. (134)		93-97	779
L4	2.2 LTR. (134) (G)		90-91	704
L4	2.4 LTR. (146)	Set contains Four Connectors	95-02	712
V6	2.8 LTR.		85-86	600
V6	2.8 LTR. (173) (W)		1989	709
V6	3.1 LTR. (189) (T)		90-94	709

**CELEBRITY**

L4	2.5 LTR.		85-86	497
L4	2.5 LTR.		82-84	498
V6	2.8 LTR. (173) (W)		87-89	709
V6	2.8 LTR. w/ H.O.		85-86	600
V6	2.8 LTR. (X)	Carb. Eng.	85-86	412
V6	3.1 LTR. (189) (T)		1990	709

**CITATION**

L4	2.5 LTR.		1985	497
L4	2.5 LTR.		80-84	498
V6	2.8 LTR. w/ H.O.		1985	600
V6	2.8 LTR. (X)	Carb. Eng.	1985	412

**COBALT**

L4	2.0 LTR.	Direct Ignition Coil Unit (4 Required)	08-10	5089
L4	2.2 LTR.	Direct Ignition Coil Unit (4 Required)	07-10	5089
L4	2.4 LTR.	Direct Ignition Coil Unit (4 Required)	06-08	5089

**COLORADO**

L4	2.8 LTR. (169) (8)	Direct Ignition Coil Unit (4 Required)	04-06	5073
L5	3.5 LTR. (211) (6)	Direct Ignition Coil Unit (5 Required)	04-06	5073

**CORVETTE**

V8	5.7 LTR. (350)		97-04	766
V8	6.0 LTR. (364)		05-07	757
V8	6.2 LTR. (376)		2008	757
V8	7.0 LTR. (427)		06-08	757

**EQUINOX**

V6	3.4 LTR. (207) (F)		06-09	813
V6	3.4 LTR. (207)		2005	786

CY.	APPLICATION	NOTES	YEAR	STI #
-----	-------------	-------	------	-------

### CHEVROLET - con't

#### G SERIES VAN, EXPRESS VAN

V6	4.3 LTR. (262) (X)		08-09	814
V6	4.3 LTR. (262) (W, X)		96-05	699
V6	4.3 LTR. (262) (Z)		92-96	708
V8	4.8 LTR. (294)		03-08	757
V8	5.0 LTR. (305)		96-02	701
V8	5.0 LTR. (305) (H)		94-95	820
V8	5.0 LTR. (305) (H)		87-93	706
V8	5.3 LTR. (323)		03-08	757
V8	5.7 LTR. (350) (K)		94-96	820
V8	5.7 LTR. (350)	HD EMISSIONS	94-95	739
V8	5.7 LTR. (350) (K)		87-93	706
V8	5.7 LTR. (350) (R ONLY)		1996	701
V8	5.7 LTR. (350) (R)		97-02	701
V8	6.0 LTR. (364)		03-08	757
V8	7.4 LTR. (454) (J)		96-00	817
V8	7.4 LTR. (454) (N)		94-95	821
V8	8.1 LTR. (496)		01-02	732

#### HHR

L4	2.0 LTR.	Direct Ignition Coil Unit (4 Required)	08-10	5089
L4	2.2 LTR.	Direct Ignition Coil Unit (4 Required)	07-11	5089
L4	2.4 LTR.	Direct Ignition Coil Unit (4 Required)	06-11	5089

#### IMPALA, CAPRICE, BEL AIR, BISCAYNE

V6	3.4 LTR. (207)		01-05	746
V6	3.4 LTR. (207)		2000	777
V6	3.5 LTR.		06-08	815
V6	3.8 LTR. (231)		00-05	748
V6	3.9 LTR.		06-08	815
V6	4.3 LTR. (262) (Z)		92-93	708
V8	5.3 LTR. (325)		06-08	757

#### LLV (POSTAL VEHICLE)

L4	2.2 LTR. (134)		94-95	779
----	----------------	--	-------	-----

#### LUMINA

V6	3.1 LTR. (189)		2001	746
V6	3.1 LTR. (189)		2000	777
V6	3.1 LTR. (189) (M)		95-99	710
V6	3.1 LTR. (189) (T, W)		90-94	709
V6	3.8 LTR. (231)		98-99	755

#### LUMINA APV

V6	3.1 LTR.		90-95	600
V6	3.4 LTR. (207) (E)		1996	710
V6	3.8 LTR. (231) (L)		92-95	707

#### LUV PICKUP

L4	1.8 LTR.		72-81	199
----	----------	--	-------	-----

CY.	APPLICATION	NOTES	YEAR	STI #
-----	-------------	-------	------	-------

### CHEVROLET - con't

<b>MALIBU, CHEVELLE, LAGUNA</b>				
L4	2.2 LTR.	Direct Ignition Coil Unit (4 Required)	07-08	<b>5089</b>
L4	2.4 LTR.	Direct Ignition Coil Unit (4 Required)	08-11	<b>5089</b>
L4	2.4 LTR. (146)	Set contains Four Connectors	97-99	<b>712</b>
V6	3.1 LTR. (189)		00-03	<b>746</b>
V6	3.1 LTR. (189) (M)		97-99	<b>710</b>
V6	3.5 LTR.		07-08	<b>815</b>
V6	3.5 LTR. (213)		04-06	<b>786</b>
V6	3.9 LTR.		06-07	<b>815</b>



**STI # 712 (GM QUAD 4)**

This set contains four connectors.

<b>METRO</b>				
L4	1.0 LTR.		98-00	<b>471</b>
L4	1.3 LTR.		99-01	<b>677*</b>
L4	1.3 LTR.	Does not require Coil Lead	1998	<b>610</b>

<b>MONTE CARLO</b>				
V6	3.1 LTR. (189) (M)		95-99	<b>710</b>
V6	3.4 LTR. (207)		01-05	<b>746</b>
V6	3.4 LTR. (207)		2000	<b>777</b>
V6	3.5 LTR.		06-07	<b>815</b>
V6	3.8 LTR. (231)		00-05	<b>748</b>
V6	3.8 LTR. (231)		98-99	<b>755</b>
V6	3.9 LTR.		2006	<b>815</b>
V8	5.3 LTR. (325)		06-07	<b>757</b>

<b>MONZA</b>				
L4	2.5 LTR.		79-80	<b>498</b>

<b>NOVA</b>				
L4	1.6 LTR. DOHC 16-Valve Twin Cam		1988	<b>292</b>
L4	1.6 LTR. SOHC	Carb. Eng.	85-88	<b>291</b>

<b>P SERIES TRUCK</b>				
V6	4.3 LTR. (W)		96-99	<b>699</b>
V6	4.3 LTR. (262) (Z)		92-95	<b>708</b>
V8	5.7 LTR. (350) (R)		96-99	<b>701</b>
V8	5.7 LTR. (350) (K)		94-96	<b>820</b>
V8	5.7 LTR. (K)		87-93	<b>706</b>
V8	7.4 LTR. (454) (J)		96-99	<b>817</b>
V8	7.4 LTR. (454) (N)		94-97	<b>821</b>
V8	7.4 LTR. (454) (B)		98-99	<b>719</b>

\* This set has only two leads. The other cylinders use Direct Ignition (N/A).

CY.	APPLICATION	NOTES	YEAR	STI #
-----	-------------	-------	------	-------

### CHEVROLET - con't

#### PICKUP (C, K, R, V SERIES)

V6	4.3 LTR.		96-98	699
V6	4.3 LTR. (262) (Z)		92-95	708
V8	5.0 LTR. (305)		96-99	701
V8	5.0 LTR. (305)		94-95	739
V8	5.0 LTR. (305) (H)		87-93	706
V8	5.7 LTR. (350)		96-00	701
V8	5.7 LTR. (350)		94-95	739
V8	5.7 LTR. (350) (K)		87-93	706
V8	7.4 LTR. (454) (J)		96-00	817
V8	7.4 LTR. (454) (N)		94-95	821
V8	8.1 LTR. (496)		01-02	732

#### PICKUP (S, T SERIES)

L4	2.2 LTR. (134)		98-03	714
L4	2.2 LTR. (134)		96-97	637
L4	2.2 LTR. (134)		94-95	779
L4	2.5 LTR.		85-87	497
V6	2.8 LTR.		85-93	412
V6	4.3 LTR. (262) (W, X)		96-04	699
V6	4.3 LTR. (262) W	For Vehicles w/ Screw-On Dist. Ends	1995	795*
V6	4.3 LTR. (262)		92-95	708

#### PRIZM

L4	1.8 LTR. (1ZZFE)	Direct Ignition Coil Unit (4 Required)	00-02	5005
L4	1.8 LTR. (1ZZFE)		98-99	678

#### SILVERADO (C, K SERIES)

V6	4.3 LTR. (262) (X)		08-11	814
V6	4.3 LTR. (262) (X)	WT	2007	814
V6	4.3 LTR. (262)		02-07	819
V6	4.3 LTR. (262)		99-01	765
V8	4.8 LTR. (294)	New Body Style	07-08	757
V8	4.8 LTR. (294)	With Mitsubishi, Square Coil #12558693	99-06	719
V8	4.8 LTR. (294)	With Delphi, Round Coil# 19005218	99-06	766
V8	5.3 LTR. (323)	New Body Style	07-08	757
V8	5.3 LTR. (323)	With Mitsubishi, Square Coil #12558693	99-06	719
V8	5.3 LTR. (323)	With Delphi, Round Coil# 19005218	99-06	766
V8	6.0 LTR. (364)		2008	757
V8	6.0 LTR. (364)	With Mitsubishi, Square Coil #12558693	99-06	719
V8	6.0 LTR. (364)	With Delphi, Round Coil# 19005218	99-06	766
V8	8.1 LTR. (496)		01-07	732

\* For use with Distributor cap that has horizontal towers.



CY.	APPLICATION	NOTES	YEAR	STI #
-----	-------------	-------	------	-------

**CHEVROLET - con't**

<b>SPECTRUM</b>				
L4	1.5 LTR. Turbo		87-88	298
L4	1.5 LTR.		85-88	299

<b>SPRINT</b>				
L3	1.0 LTR. (61)		89-91	471
L3	1.0 LTR. Turbo		87-88	471
L3	1.0 LTR.		85-88	301

<b>SSR</b>				
V8	5.3 LTR. (325)		03-04	757
V8	6.0 LTR. (364)		05-06	757

<b>SUBURBAN</b>				
V8	5.0 LTR. (305) (H)	Carb. Eng.	1987	706
V8	5.3 LTR. (323)		07-08	757
V8	5.3 LTR. (323)	With Mitsubishi, Square Coil #12558693	00-06	719
V8	5.3 LTR. (323)	With Delphi, Round Coil# 19005218	00-06	766
V8	5.7 LTR. (350)		96-99	701
V8	5.7 LTR. (350)		94-95	739
V8	5.7 LTR. (350) (K)		87-93	706
V8	6.0 LTR. (364)		07-08	757
V8	6.0 LTR. (364)	With Mitsubishi, Square Coil #12558693	00-06	719
V8	6.0 LTR. (364)	With Delphi, Round Coil# 19005218	00-06	766
V8	8.1 LTR. (496)		01-06	732

<b>TAHOE</b>				
V8	4.8 LTR. (294)		07-08	757
V8	4.8 LTR. (294)	With Mitsubishi, Square Coil #12558693	00-06	719
V8	4.8 LTR. (294)	With Delphi, Round Coil# 19005218	00-06	766
V8	5.3 LTR. (325)		07-08	757
V8	5.3 LTR. (323)	With Mitsubishi, Square Coil #12558693	00-06	719
V8	5.3 LTR. (323)	With Delphi, Round Coil# 19005218	00-06	766
V8	5.7 LTR. (350)		96-00	701
V8	5.7 LTR. (350)		1995	739

<b>TRACKER</b>				
L4	1.6 LTR.		99-00	677*
L4	1.6 LTR.		1998	610**

<b>UPLANDER</b>				
V6	3.5 LTR. (213)		05-06	786
V6	3.9 LTR.		06-08	815

<b>VENTURE</b>				
V6	3.4 LTR. (207)		01-05	746
V6	3.4 LTR. (207)		2000	777
V6	3.4 LTR. (207) (E)		97-99	710

\* This set has only two leads. The other cylinders use Direct Ignition (N/A).

\*\* This set contains a Coil Wire not needed in this application.

CY.	APPLICATION	NOTES	YEAR	STI #
<b>CHRYSLER</b>				
<b>300 SERIES</b>				
V6	2.7 LTR.	Direct Ignition Coil Unit (6 Required)	2005	5102
V6	3.5 LTR.	Direct Ignition Coil Unit (6 Required)	99-04	5043
V8	5.7 LTR. (345)		2005	797
<b>CIRRUS</b>				
L4	2.0 LTR. (122)		2000	672
L4	2.4 LTR.		2000	624
L4	2.4 LTR.		95-97	624
V6	2.5 LTR.		95-00	648
<b>CONCORDE</b>				
V6	2.7 LTR.	Direct Ignition Coil Unit (6 Required)	98-04	5102
V6	3.2 LTR.	Direct Ignition Coil Unit (6 Required)	98-01	5043
V6	3.3 LTR.		93-96	649
V6	3.5 LTR.	Direct Ignition Coil Unit (6 Required)	02-03	5043
V6	3.5 LTR.		93-97	475
<b>CONQUEST</b>				
L4	2.6 LTR.		87-89	227
<b>CROSSFIRE</b>				
V6	3.2 LTR. SOHC	Use with #5046 Coils (6 Required)	04-07	643^^
<b>DAYTONA (Canada)</b>				
L4	2.2 LTR. (135) incl. Turbo		84-90	221
L4	2.5 LTR. (153)		91-93	495
L4	2.5 LTR. (153)		87-90	221
V6	3.0 LTR. (181)		90-93	604
<b>DYNASTY (Canada)</b>				
L4	2.5 LTR. (153)		91-92	495
L4	2.5 LTR. (153)		88-90	221
V6	3.0 LTR. (181)		1990	604
V6	3.3 LTR. (201) (R)		91-93	711
<b>E CLASS, EXECUTIVE</b>				
L4	2.2 LTR. incl. Turbo		83-86	221
L4	2.6 LTR.		83-84	227
<b>GRAND VOYAGER, VOYAGER</b>				
L4	2.4 LTR. (148)		01-03	713
L4	2.4 LTR. (148)		2000	624
V6	3.0 LTR. (181)		2000	604
V6	3.3 LTR. (201)		01-03	773
V6	3.3 LTR. (201)		2000	740
<b>IMPERIAL</b>				
V6	3.3 LTR. (201) (R)		90-91	711
V6	3.8 LTR. (230) (L)		91-93	711

^^ Order Tool # 2771Z (page # 100) to easily remove & install wire set without destroying it, or your knuckles.



CY.	APPLICATION	NOTES	YEAR	STI #
-----	-------------	-------	------	-------

**CHRYSLER - con't**

**INTREPID (Canada)**

V6	2.7 LTR.	Direct Ignition Coil Unit (6 Required)	98-04	5102
V6	3.2 LTR.	Direct Ignition Coil Unit (6 Required)	98-00	5102
V6	3.3 LTR. (201)		93-97	649
V6	3.5 LTR. (F)		93-97	475

**LASER**

L4	2.2, 2.5 LTR.		84-86	221
----	---------------	--	-------	-----

**LeBARON**

L4	2.2 LTR.		82-90	221
L4	2.5 LTR. incl. Turbo		91-93	495
L4	2.5 LTR. incl. Turbo		86-90	221
L4	2.6 LTR.		1985	314
L4	2.6 LTR.		82-84	227
V6	3.0 LTR.		90-95	604

**LHS**

V6	3.5 LTR.	Direct Ignition Coil Unit (6 Required)	99-01	5043
V6	3.5 LTR.		94-97	475

**NEW YORKER**

L4	2.2 LTR.		83-88	221
L4	2.5 LTR.		86-87	221
L4	2.6 LTR.		1985	314
L4	2.6 LTR.		83-84	227
V6	3.0 LTR.		1990	604
V6	3.3 LTR. (201) (R)		90-93	711
V6	3.5 LTR.		94-96	475
V6	3.8 LTR. (230) (L)		91-93	711

**PACIFICA**

V6	3.8 LTR.		05-08	773
----	----------	--	-------	-----

**PROWLER**

V6	3.5 LTR.	Direct Ignition Coil Unit (6 Required)	01-02	5043
----	----------	--	-------	------

**PT CRUISER**

L4	2.4 LTR. (148)		01-08	713
----	----------------	--	-------	-----

**SEBRING**

L4	2.0, 2.4 LTR.		95-99	624
L4	2.4 LTR. (148) (G) SOHC		01-05	718**
L4	2.4 LTR. (148) (G) SOHC	Direct Ignition Coil Unit (2 Required)	01-05	5002
L4	2.4 LTR. (148) (X) DOHC		01-06	713
V6	2.5 LTR.		95-00	648
V6	2.7 LTR.	Direct Ignition Coil Unit (6 Required)	01-05	5102
V6	3.0 LTR. (181)		01-05	648

\*\* This set contains two leads. Purchase two # 5002 coils for a complete tune-up.

CY.	APPLICATION	NOTES	YEAR	STI #
-----	-------------	-------	------	-------

### CHRYSLER - con't

#### TC by Maserati

L4	2.2 LTR. Turbo		89-90	221
V6	3.0 LTR.		90-91	604

#### TOWN & COUNTRY

L4	2.2 LTR. incl. Turbo		82-88	221
L4	2.5 LTR.		86-88	221
L4	2.6 LTR.		1985	314
L4	2.6 LTR.		82-84	227
V6	3.3 LTR. (201)		01-08	773
V6	3.3 LTR. (201)		96-00	740
V6	3.3 LTR. (201) (R)		90-93	711
V6	3.8 LTR. (230)		01-08	773
V6	3.8 LTR. (230)		96-00	740
V6	3.8 LTR. (230) (L)		94-95	711

### DAEWOO

#### LANOS

L4	1.6 LTR. DOHC		99-02	715
----	---------------	--	-------	-----

#### LEGANZA

L4	2.2 LTR. DOHC		99-02	722
----	---------------	--	-------	-----

#### NUBIRA

L4	2.0 LTR. DOHC		99-02	722
----	---------------	--	-------	-----

### DAIHATSU

#### CHARADE

L3	1.0 LTR. (CB)		88-92	301
L4	1.3 LTR. (HCE)		88-92	453

#### ROCKY

L4	1.6 LTR. (HDE)		90-92	453
----	----------------	--	-------	-----

### DATSUN (see Nissan)

### DeLOREAN

#### DMC 12

V6	2.9 LTR. (2850cc)		81-83	262
----	-------------------	--	-------	-----



CY.	APPLICATION	NOTES	YEAR	STI #
-----	-------------	-------	------	-------

**DODGE**

<b>2000 GTX (Canada)</b>				
L4	2.0 LTR. (122)		89-90	314

<b>ARIES, 400, 600</b>				
L4	2.2, 2.5 LTR. incl. Turbo		81-89	221
L4	2.6 LTR.		1985	314
L4	2.6 LTR.		81-84	227

<b>AVENGER</b>				
L4	2.0 LTR. DOHC		95-99	624
V6	2.5 LTR.		95-00	648

<b>CARAVAN, GRAND CARAVAN, MINI RAM</b>				
L4	2.2, 2.5 LTR.		84-90	221
L4	2.4 LTR. (148)		01-07	713
L4	2.4 LTR. (B)		96-00	624
L4	2.5 LTR. (K)		91-95	495
L4	2.6 LTR. (G)		84-87	314
V6	3.0 LTR. (3)		90-00	604
V6	3.3 LTR. (201)		01-08	773
V6	3.3 LTR. (201)		96-00	740
V6	3.3 LTR. (201) (J, R)		90-95	711
V6	3.8 LTR. (230)		01-08	773
V6	3.8 LTR. (230)		96-00	740
V6	3.8 LTR. (230) (L)		94-95	711

<b>CHALLENGER</b>				
L4	1.6, 2.0, 2.6 LTR.		78-83	227

<b>CHARGER</b>				
L4	2.2 LTR. incl. Turbo		83-87	221

<b>COLT</b>				
L4	1.4 LTR.		79-84	187
L4	1.5 LTR.		91-94	299
L4	1.5 LTR.		85-90	314
L4	1.6 LTR. incl. Turbo		89-90	425
L4	1.6 LTR. incl. Turbo (F)		85-88	314
L4	1.6 LTR.		80-84	187
L4	1.6 LTR.		71-79	227
L4	1.8 LTR. (C)		93-94	492
L4	1.8 LTR. (T)		1990	314
L4	1.8 LTR. (T)		1989	187
L4	2.0 LTR. (U)		74-77	227
L4	2.6 LTR. (F)		78-80	227

<b>COLT VISTA</b>				
L4	1.8 LTR.		92-94	492
L4	2.0 LTR.		87-91	314
L4	2.0 LTR. (D)		84-86	227
L4	2.4 LTR.		93-94	492
L4	2.4 LTR.		1992	314

CY.	APPLICATION	NOTES	YEAR	STI #
-----	-------------	-------	------	-------

### DODGE - con't

<b>CONQUEST</b>				
L4	2.6 LTR.		84-86	227
<b>D50, RAM 50 PICKUP</b>				
L4	2.0, 2.6 LTR.		78-86	227
L4	2.4, 2.6 LTR.		90-93	314
V6	3.0 LTR		90-91	414
<b>DAKOTA PICKUP</b>				
L4	2.2, 2.5 LTR.		87-90	221
L4	2.5 LTR. (153)		96-02	761
L4	2.5 LTR. (G)		91-95	495
V6	3.7 LTR.	Direct Ignition Coil Unit (6 Required)	04-06	5041
V6	3.9 LTR. (239)		00-03	778
V6	3.9 LTR. (239)		92-99	738
V8	4.7 LTR.	Direct Ignition Coil Unit (8 Required)	00-06	5041
V8	5.2 LTR. (318)		92-99	716
V8	5.9 LTR. (360)		98-03	716
<b>DAYTONA</b>				
L4	2.2, 2.5 LTR.		1991	495
L4	2.2, 2.5 LTR. incl. Turbo		84-90	221
L4	2.5 LTR.		91-93	495
V6	3.0 LTR. (3)		90-93	604
<b>DURANGO</b>				
V6	3.9 LTR. (239)		98-99	738
V8	4.7 LTR.	Direct Ignition Coil Unit (8 Required)	00-05	5041
V8	5.2 LTR. (318)		98-00	716
V8	5.7 LTR. (345)		04-05	818
V8	5.9 LTR. (360)		98-03	716
<b>DYNASTY</b>				
L4	2.5 LTR. (K)		91-93	495
L4	2.5 LTR. (K)		88-90	221
V6	3.0 LTR. (3)		90-93	604
V6	3.3 LTR. (201) (R)		90-93	711
<b>EXPO</b>				
L4	2.2 LTR. (135)		87-89	221
<b>INTREPID</b>				
V6	2.7 LTR.	Direct Ignition Coil Unit (6 Required)	98-04	5102
V6	3.2 LTR.	Direct Ignition Coil Unit (6 Required)	98-01	5043
V6	3.3 LTR.		93-97	649
V6	3.5 LTR.	Direct Ignition Coil Unit (6 Required)	00-04	5043
V6	3.5 LTR. (F)		93-97	475
<b>LANCER</b>				
L4	2.2, 2.5 LTR.		85-89	221
<b>MAGNUM</b>				
V6	2.7 LTR.	Direct Ignition Coil Unit (6 Required)	2005	5102
V8	5.7 LTR. (345)		2005	797



CY.	APPLICATION	NOTES	YEAR	STI #
-----	-------------	-------	------	-------

**DODGE - con't**

**MONACO**

V6	3.0 LTR. (U)		91-92	452
V6	3.0 LTR. (U)		1990	408

**NEON**

L4	2.0 LTR. (122)		01-05	672
L4	2.0 LTR. DOHC (Y)		95-00	624
L4	2.0 LTR. SOHC (C)		97-00	672
L4	2.0 LTR. SOHC (C)		95-96	641
L4	2.4 LTR. (148) Turbo		03-05	713

**OMNI**

L4	1.6 LTR. (A)		83-86	221
L4	2.2 LTR.		81-90	221

**PICKUP (D, W SERIES)**

V6	3.9 LTR. (239)		92-93	738
V8	5.2 LTR. (318)		92-93	716
V8	5.9 LTR. (360)		1993	716

**RAIDER**

L4	2.6 LTR. (E)		87-89	227
V6	3.0 LTR. (S)		1989	414

**RAM PICKUP (BE, BR SERIES)**

V6	3.7 LTR.	Direct Ignition Coil Unit (6 Required)	02-06	5041
V6	3.9 LTR. (239)		00-01	778
V6	3.9 LTR. (239)		94-99	738
V8	4.7 LTR.	Direct Ignition Coil Unit (8 Required)	02-06	5041
V8	5.2 LTR. (318)		94-01	716
V8	5.7 LTR. (345)		03-05	818
V8	5.9 LTR. (360)		94-03	716
V10	8.0 LTR. (488)		94-02	767

**RAM VAN (B SERIES)**

V6	3.9 LTR. (239)		00-03	778
V6	3.9 LTR. (239)		1999	738
V8	5.2 LTR. (318)		99-03	716
V8	5.9 LTR. (360)		99-03	716

**RAMCHARGER**

V8	5.2 LTR. (318)		1993	716
V8	5.9 LTR. (360)		1993	716

**RAMPAGE, SCAMP**

L4	2.2 LTR.		82-84	221
----	----------	--	-------	-----

**SHADOW**

L4	2.2, 2.5 LTR. incl. Turbo		91-94	495
L4	2.2, 2.5 LTR. incl. Turbo		87-90	221
V6	3.0 LTR. (3)		92-94	604

CY.	APPLICATION	NOTES	YEAR	STI #
-----	-------------	-------	------	-------

### DODGE - con't

#### SPIRIT

L4	2.5 LTR. incl. Turbo		91-95	495
L4	2.5 LTR. incl. Turbo		89-90	221
V6	3.0 LTR. (3)		89-95	604

#### STEALTH

V6	3.0 LTR. DOHC (B, C, J, K)		91-96	474
V6	3.0 LTR. SOHC (H, S)		91-96	422

#### STRATUS

L4	2.0 LTR. SOHC (C)		97-00	672
L4	2.0 LTR. (C)		95-96	641
L4	2.4 LTR. (148) SOHC (G)		01-05	718**
L4	2.4 LTR. (148) SOHC (G)	Direct Ignition Coil Unit (2 Required)	01-05	5002
L4	2.4 LTR. (148) DOHC (X)		01-06	713
L4	2.4 LTR. (X)		95-00	624
V6	2.5 LTR. (H)		95-00	648
V6	2.7 LTR.	Direct Ignition Coil Unit (6 Required)	01-05	5102
V6	3.0 LTR. (181)		01-05	648

#### VAN (A, B SERIES)

V6	3.9 LTR. (239)		92-98	738
V8	5.2 LTR. (318)		92-98	716
V8	5.9 LTR. (360)		93-98	716

### EAGLE

#### 2000 GTX (Canada)

L4	2.0 LTR. (122) (D, V)		91-93	314
L4	2.0 LTR. DOHC incl. Turbo		91-92	425

#### MEDALLION

L4	2.2 LTR. (F)		88-89	390
----	--------------	--	-------	-----

#### PREMIER

L4	2.5 LTR.		88-89	392
V6	3.0 LTR. (U)		91-92	452
V6	3.0 LTR.		88-90	408

#### SUMMIT

L4	1.5 LTR. (A)		92-96	299
L4	1.5 LTR.		89-91	375
L4	1.6 LTR.16-Valve Turbo (Y)		89-90	425
L4	1.8 LTR.		93-96	492

#### SUMMIT WAGON

L4	1.8 LTR.		1992	492
L4	1.8, 2.4 LTR..		93-96	492
L4	2.4 LTR.		1992	227

#### TALON

L4	1.8 LTR. (B)		93-94	227
L4	2.0 LTR. DOHC (Y)		95-98	624
L4	2.0 LTR. Turbo		90-98	425

\*\* This set contains two leads. Purchase two # 5002 coils for a complete tune-up..



CY.	APPLICATION	NOTES	YEAR	STI #
-----	-------------	-------	------	-------

**EAGLE - con't**

<b>VISION</b>				
V6	3.3 LTR.		93-97	<b>649</b>
V6	3.5 LTR. (F)		93-97	<b>475</b>

<b>VISTA</b>				
L4	1.5 LTR. (90)		89-92	<b>314</b>
L4	1.6 LTR. (98)		89-90	<b>425</b>
L4	2.0 LTR. (122)		89-91	<b>314</b>

**FIAT**

<b>124 SEDAN, WAGEN</b>				
L4	1.4, 1.6 LTR.		71-73	<b>129</b>
L4	1.6 LTR.		1974	<b>126</b>

<b>124 SPIDER, COUPE</b>				
L4	1.6, 1.8, 2.0 LTR.		71-82	<b>126</b>

<b>128</b>				
L4	1.1, 1.3 LTR.		71-73	<b>119</b>
L4	1.3 LTR.		74-79	<b>126</b>

<b>131</b>				
L4	1.8 LTR.		75-78	<b>126</b>

<b>850</b>				
L4	.8, .9 LTR.		68-73	<b>125</b>

<b>BRAVA</b>				
L4	2.0 LTR.		79-81	<b>126</b>

<b>SPIDER</b>				
L4	1.4 LTR.		68-70	<b>129</b>

<b>STRADA</b>				
L4	1.5 LTR.		79-81	<b>220</b>

<b>X 1/9</b>				
L4	1.3, 1.5 LTR.		74-83	<b>220</b>

CY.	APPLICATION	NOTES	YEAR	STI #
-----	-------------	-------	------	-------

### FORD

#### AEROSTAR

L4	2.3 LTR. (A)		86-87	267
V6	3.0 LTR. (U)		96-97	664
V6	3.0 LTR. (U)		91-95	605
V6	3.0 LTR. (U)		86-90	496
V6	4.0 LTR. (X)		1997	675
V6	4.0 LTR. (X)		90-96	480

#### ASPIRE

L4	1.3 LTR. (H)		94-97	347
----	--------------	--	-------	-----

#### B,C,F,H,L,M,N,P,R,T SERIES

V8	7.0 LTR. (429)		92-95	776
V8	7.0 LTR. (429) EFI		1991	776
V8	7.5 LTR. (460)		92-97	776
V8	7.5 LTR. (460) EECIV		88-91	776

#### BRONCO

L6	4.9 LTR. (300) (Y)		80-92	705
V8	5.0 LTR. (302)		94-96	763
V8	5.0 LTR. (302)		87-93	698
V8	5.8 LTR. (351)		88-96	737
V8	5.8 LTR. (351)		80-87	698

#### BRONCO II

L4	2.3 LTR.		1986	267
V6	2.8 LTR. (171)		84-85	734
V6	2.9 LTR. (177)		86-90	734

#### CONTOUR

L4	2.0 LTR. (122) (3)		2000	754
L4	2.0 LTR. (122) (3)	Coil Pack (1 Required)	2000	5054
L4	2.0 LTR. (122)	Up To 5/02/99	1999	741
L4	2.0 LTR. (122)	Up To 5/02/99 Coil Pack (1 Required)	1999	5074
L4	2.0 LTR. (122)	From 5/03/99 on	1999	754
L4	2.0 LTR. (122)	From 5/03/99 on Coil Pack (1 Required)	1999	5054
L4	2.0 LTR. (122)		95-98	741
L4	2.0 LTR. (122)	Coil Pack (1 Required)	95-98	5074
V6	2.5 LTR. (152)		97-00	720

#### COURIER PICKUP

L4	1.8, 2.0 LTR.		72-82	315
----	---------------	--	-------	-----

#### CROWN VICTORIA

V8	4.6 LTR. Gas Eng.	Direct Ignition Coil Unit (8 Required)	98-09	5011*
V8	4.6 LTR. (W)		96-97	676
V8	4.6 LTR.	Coil Pack (2 Required)	92-97	5074
V8	4.6 LTR.		92-95	468
V8	5.8 LTR. (351) (G)		88-91	698

\* Order STI # 5011B if you need the Connector and Spring Only.



CY.	APPLICATION	NOTES	YEAR	STI #
-----	-------------	-------	------	-------

**FORD - con't**

**ECONOLINE, VAN (E Series)**

V6	4.2 LTR. (256)		01-03	781
V6	4.2 LTR. (256)	Coil Pack (1 Required)	01-03	5055
V6	4.2 LTR. (256)		97-00	749
V8	4.6 LTR.	Direct Ignition Coil Unit (8 Required)	00-09	5011*
V8	4.6 LTR. (6)		97-99	676
V8	4.6 LTR.	Coil Pack (2 Required)	97-99	5074
L6	4.9 LTR. (300) (Y)		77-96	705
V8	5.0 LTR. (302)		94-96	763
V8	5.0 LTR. (302)		1993	698
V8	5.0 LTR. (302) EECIV		87-92	698
V8	5.4 LTR.	Direct Ignition Coil Unit (8 Required)	97-06	5011*
V8	5.8 LTR. (351)		88-96	737
V8	5.8 LTR. (351)		80-87	698
V10	6.8 LTR. F/inj. Eng.	Direct Ignition Coil Unit (10 Required)	97-03	5011*
V8	7.5 LTR. (460)		89-96	776
V8	7.5 LTR. (460) (G), FI		87-88	776

**ESCAPE**

L4	2.0 LTR. (122)		01-04	754
L4	2.0 LTR. (122)	Coil Pack (1 Required)	01-04	5054
L4	2.3 LTR. DOHC	Direct Ignition Coil Unit (4 Required)	05-07	5053
L4	2.5 LTR.	Direct Ignition Coil Unit (4 Required)	09-11	5097
V6	3.0 LTR. DOHC	Direct Ignition Coil Unit (6 Required)	01-06	5048

**ESCORT, ZX2**

L4	1.8 LTR. (8)	GT Model	91-96	378
L4	1.9 LTR. (J)		91-96	612
L4	1.9 LTR. (J)	Coil Pack (1 Required)	91-96	5074
L4	2.0 LTR. (121) (3) DOHC		2003	754
L4	2.0 LTR. (121) (3) DOHC	Coil Pack (1 Required)	2003	5054
L4	2.0 LTR. (121) (3) DOHC		98-02	741
L4	2.0 LTR. (122) (P) SOHC		98-02	747
L4	2.0 LTR. (3) & (P)	Coil Pack (1 Required)	97-02	5074
L4	2.0 LTR. (122)		1997	747

**EXCURSION**

V8	5.4 LTR. F/inj. Eng.	Direct Ignition Coil Unit (8 Required)	00-05	5011*
V10	6.8 LTR. F/inj. Eng.	Direct Ignition Coil Unit (10 Required)	00-05	5011*

**EXPEDITION**

V8	4.6 LTR. F/inj. Eng.	Direct Ignition Coil Unit (8 Required)	00-04	5011*
V8	4.6 LTR. (W)		97-99	676
V8	4.6 LTR.	Coil Pack (2 Required)	97-99	5074
V8	5.4 LTR.	Direct Ignition Coil Unit (8 Required)	08-11	5096^
V8	5.4 LTR. (330) F/inj. Eng. (5)	Direct Ignition Coil Unit (8 Required)	05-08	5071**
V8	5.4 LTR. F/inj. Eng.	Direct Ignition Coil Unit (8 Required)	97-04	5011*

\* Order STI # 5011B if you need the Connector and Spring Only.

\*\* with Black coil boots

^ with Brown coil boots



CY.	APPLICATION	NOTES	YEAR	STI #
-----	-------------	-------	------	-------

**FORD - con't**

**EXPLORER**

V6	4.0 LTR. (245) (E)	Excluding Sport Trac	04-08	693
V6	4.0 LTR. (245) (E)	Excluding Sport & Sport Trac	02-03	693
V6	4.0 LTR. (245) (X)		91-96	480
V6	4.0 LTR. (245) OHV (X)		97-01	675
V6	4.0 LTR. (245) SOHC (E)	Sport Trac	04-05	692
V6	4.0 LTR. (245) SOHC (E)	Sport & Sport Trac	01-03	692
V6	4.0 LTR. (245) SOHC (E)	Excluding Sport & Sport Trac	2001	674
V6	4.0 LTR. (245) SOHC (E)		97-00	674
V8	4.6 LTR.	Including Sport Trac	09-10	5096**
V8	4.6 LTR. (281) F/inj. Eng. (8)	Sport & Sport Trac	07-08	5071
V8	4.6 LTR.	Direct Ignition Coil Unit (8 Required)	02-06	5011*
V8	5.0 LTR. (302)		98-01	753
V8	5.0 LTR.	Coil Pack (2 Required)	96-01	5074
V8	5.0 LTR. (302)		96-97	774

**FAIRMONT, FUTURA**

L4	2.3 LTR.		78-83	267
----	----------	--	-------	-----

**FESTIVA**

L4	1.3 LTR.		88-93	347
----	----------	--	-------	-----

**FIVE HUNDRED**

V6	3.0 LTR. DOHC	Direct Ignition Coil Unit (6 Required)	05-07	5048
----	---------------	--	-------	------

**FOCUS**

L4	2.0 LTR. (121)		2005	754
L4	2.0 LTR. (121)	Coil Pack (1 Required)	2005	5054
L4	2.0 LTR. (121) (3) DOHC		03-04	754
L4	2.0 LTR. (121) (3) DOHC	Coil Pack (1 Required)	03-04	5054
L4	2.0 LTR. (122) (3) DOHC		00-02	754
L4	2.0 LTR. (122) (3) DOHC	Coil Pack (1 Required)	00-02	5054
L4	2.0 LTR. (122) (P) SOHC		00-04	782
L4	2.0 LTR. (122) (5) DOHC		02-04	754
L4	2.0 LTR. (122) (5) DOHC	Coil Pack (1 Required)	02-04	5054
L4	2.3 LTR. DOHC	Direct Ignition Coil Unit (4 Required)	03-07	5053

**FREESTAR**

V6	3.9, 4.2 LTR.		04-07	811
V6	3.9, 4.2 LTR.	Coil Pack (1 Required)	04-07	5055

**FREESTYLE**

V6	3.0 LTR. DOHC	Direct Ignition Coil Unit (6 Required)	05-07	5048
----	---------------	--	-------	------

**FUSION**

L4	2.3 LTR. DOHC	Direct Ignition Coil Unit (4 Required)	2006	5053
L4	2.5 LTR.	Direct Ignition Coil Unit (4 Required)	2011	5097

\* Order STI # 5011B if you need the Connector and Spring Only.

\*\* with Brown coil boots



CY.	APPLICATION	NOTES	YEAR	STI #
-----	-------------	-------	------	-------

**FORD - con't****GRANADA**

L4	2.3 LTR.		81-82	267
----	----------	--	-------	-----

**LTD**

L4	2.3 LTR.		83-86	267
V8	5.8 LTR. (351)		81-85	698
V8	5.8 LTR. (351)	Excluding Calif.	1980	698

**MUSTANG**

L4	2.3 LTR.		91-93	606
L4	2.3 LTR.	Coil Pack (1 Required)	91-93	5074
L4	2.3 LTR.		77-90	267
V6	3.8, 3.9 LTR.		01-04	810
V6	3.8, 3.9 LTR.	Coil Pack (1 Required)	01-04	5055
V6	4.0 LTR.		05-09	692
V8	4.6 LTR.	Direct Ignition Coil Unit (8 Required)	09-10	5096**
V8	4.6 LTR. (281) F/inj. Eng. (H)	Direct Ignition Coil Unit (8 Required)	05-08	5071
V8	4.6 LTR. <b>SOHC ONLY</b>	Direct Ignition Coil Unit (8 Required)	00-04	5011*
V8	4.6 LTR. DOHC	Direct Ignition Coil Unit (8 Required)	99-04	5084
V8	4.6 LTR.	Coil Pack (2 Required)	96-98	5074
V8	5.0 LTR. (302)		84-93	698
V8	5.4 LTR. DOHC	Direct Ignition Coil Unit (8 Required)	07-11	5084

**MUSTANG GT**

V8	5.4 LTR. DOHC	Direct Ignition Coil Unit (8 Required)	05-06	5084
----	---------------	--	-------	------

**PICKUP (F Series)**

V6	4.2 LTR. (256)		01-08	781
V6	4.2 LTR. (256)	Coil Pack (1 Required)	01-08	5055
V6	4.2 LTR. (256)		97-00	749
V8	4.6 LTR. 3V (8)	Direct Ignition Coil Unit (8 Required)	09-10	5096~
V8	4.6 LTR. F/inj. Eng.	Direct Ignition Coil Unit (8 Required)	00-09	5011*
V8	4.6 LTR. (281)		97-99	676
V8	4.6 LTR. (281)	Coil Pack (2 Required)	97-99	5074
L6	4.9 LTR. (300) (Y)		77-96	705
V8	5.0 LTR. (302)		94-96	763
V8	5.0 LTR. (302) (N)		92-93	698
V8	5.0 LTR. (302) EECIV		87-91	698
V8	5.4 LTR.	Direct Ignition Coil Unit (8 Required)	09-10	5096**
V8	5.4 LTR. (330) F/inj. Eng. (5)	Direct Ignition Coil Unit (8 Required)	05-08	5071
V8	5.4 LTR. (330) F/inj. Eng. (5) 3V (F150 Only)	Direct Ignition Coil Unit (8 Required)	2004	5071
V8	5.4 LTR. <b>(Excluding F150 Models for 2004)</b>	Direct Ignition Coil Unit (8 Required)	97-04	5011*
V8	5.8 LTR. (351)		96-97	737
V8	5.8 LTR. (351) (H)		93-95	737
V8	5.8 LTR. (351)		88-92	737
V8	5.8 LTR. (351)		80-87	698

\* Order STI # 5011B if you need the Connector and Spring Only.

\*\* with Brown coil boots

~ with Brown coil boots, Coil OEM # 8L3Z12029

CY.	APPLICATION	NOTES	YEAR	STI #
-----	-------------	-------	------	-------

### FORD - con't

#### PICKUP (F Series) - con't

V10	6.8 LTR.	Direct Ignition Coil Unit (10 Required)	08-11	5096**
V10	6.8 LTR. (415) F/inj. Eng. (Y)	Direct Ignition Coil Unit (10 Required)	06-08	5071
V10	6.8 LTR. F/inj. Eng.	Direct Ignition Coil Unit (10 Required)	99-03	5011*
V8	7.5 LTR. (460)		89-97	776
V8	7.5 LTR. (460) (G), FI		1988	776

#### PINTO

L4	2.3 LTR.		77-80	267
----	----------	--	-------	-----

#### PROBE

L4	2.0 LTR. (A)		93-97	461
L4	2.2 LTR. incl. Turbo		89-92	380
V6	3.0 LTR. (U)		90-92	496

#### PROBE GT

V6	2.5 LTR. (B)		93-97	466
----	--------------	--	-------	-----

#### RANGER

L4	2.0, 2.3 LTR.	With Single Plug	83-90	267
L4	2.3 LTR. (140)		01-08	789
L4	2.3 LTR. (140)	Coil Pack (1 Required)	01-08	5054
L4	2.3 LTR. (140) (A)		95-97	696
L4	2.3 LTR. (140) (A)	Coil Pack (1 Required)	89-97	5074
L4	2.3 LTR. (140) (A)		92-94	606
L4	2.3 LTR. (140) (A)	Dual Plug only	89-90	606
L4	2.5 LTR. (150) (C)		98-01	696
L4	2.5 LTR. (150) (C)	Coil Pack (1 Required)	98-01	5074
V6	2.8 LTR. (171)		83-85	734
V6	2.9 LTR. (177)		86-92	734
V6	3.0 LTR. (182)	Coil Pack (1 Required)	01-07	5055
V6	3.0 LTR. (182)		01-06	694
V6	3.0 LTR. (182)		98-00	691
V6	3.0 LTR. (182) (U)		95-97	664
V6	3.0 LTR. (182) (U)		91-94	605
V6	4.0 LTR. (245)		03-08	692
V6	4.0 LTR. (245) SOHC (E)		01-02	692
V6	4.0 LTR. (245) (X)		97-02	675
V6	4.0 LTR. (245) (X)		90-96	480

\* Order STI # 5011B if you need the Connector and Spring Only.

\*\* with Brown coil boots



CY.	APPLICATION	NOTES	YEAR	STI #
-----	-------------	-------	------	-------

**FORD - con't**

**TAURUS**

L4	2.5 LTR. (153)		88-91	733
V6	3.0 LTR. (182) DOHC & OHV 12 VALVE	Coil Pack (1 Required)	01-07	5055
V6	3.0 LTR. (182) DOHC (S)		01-05	793**
V6	3.0 LTR. (182) DOHC (S)		96-99	775
V6	3.0 LTR. DOHC 24 VALVE (S)	Direct Ignition Coil Unit (6 Required)	2004	5048
V6	3.0 LTR. DOHC 24 VALVE (S)	Direct Ignition Coil Unit (6 Required)	2000	5048
V6	3.0 LTR. (182) DOHC SHO (Y)		89-95	494
V6	3.0 LTR. (182) OHV (1)	Flex Fuel Only	93-98	794
V6	3.0 LTR. (182) OHV (2)	Flex Fuel Only	01-05	695**
V6	3.0 LTR. (182) OHV (2)	Flex Fuel Only	96-00	794
V6	3.0 LTR. (182) OHV (U)		01-07	695**
V6	3.0 LTR. (182) OHV (U)	Excluding Flex Fuel	96-00	742
V6	3.0 LTR. (182) OHV (U)	Excluding Flex Fuel	1995	605
V6	3.0 LTR. (182) OHV (U)	Excluding Flex Fuel	89-94	496
V6	3.0 LTR. (182)	Excluding SHO	86-88	496
V6	3.2 LTR. (195)		93-95	494
V8	3.4 LTR.	Direct Ignition Coil Unit (8 Required)	96-99	5042
V6	3.8 LTR. (232)		91-95	736

**TEMPO**

L4	2.3 LTR. (140)		88-94	733
V6	3.0 LTR. (U)		92-94	496

**THUNDERBIRD**

L4	2.3 LTR. incl. Turbo		83-88	267
V6	3.8 LTR. (232) (4)	Excluding Calif.	1996	735
V6	3.8 LTR. (232) (4)	Excluding Supercharged Eng. & Calif.	94-95	735
V6	3.8 LTR. (232) (4)	Excluding Supercharged Eng.	89-93	735
V8	3.9 LTR.	Direct Ignition Coil Unit (8 Required)	02-05	5068
V8	4.6 LTR. (W)	Coil Pack (2 Required)	94-97	5074
V8	5.0 LTR. (302)		91-93	763
V8	5.8 LTR. (351) (H)	Calif.	1979	698

**WINDSTAR**

V6	3.0 LTR. (182)		95-00	807
V6	3.8 LTR. (232)		01-03	806
V6	3.8 LTR. (232)	Coil Pack (1 Required)	01-03	5055
V6	3.8 LTR. (232)		99-00	770
V6	3.8 LTR. (232)		97-98	760
V6	3.8 LTR. (232)		95-96	764

\*\* Use this wire set in conjunction with #5055 Coil Pack (1 Req)



CY.	APPLICATION	NOTES	YEAR	STI #
-----	-------------	-------	------	-------

**GEO**

**METRO**

L3	1.0 LTR.		89-97	471
L4	1.3 LTR.		1995	185

**PRIZM**

L4	1.6 LTR. DOHC (6)	Cap Wire Assembly	89-92	397Y
L4	1.6, 1.8 LTR.		93-97	485

**PRIZM GSi**

L4	1.6 LTR. HO DOHC (5)		90-92	439
----	----------------------	--	-------	-----

**SPECTRUM**

L4	1.5 LTR. (7)		1989	299
L4	1.5 LTR. Turbo (9)		1989	298

**STORM**

L4	1.6 LTR. (6)		90-93	413
----	--------------	--	-------	-----

**STORM GSi**

L4	1.6 LTR. (5)		90-91	462
L4	1.8 LTR. (8)		92-93	462

**TRACKER**

L4	1.6 LTR. (6)		94-97	610
L4	1.6 LTR. (U)		89-95	406

**GMC TRUCK**

**CANYON**

L4	2.8 LTR. (169) (8)	Direct Ignition Coil Unit (4 Required)	04-06	5073
L5	3.5 LTR. (211) (6)	Direct Ignition Coil Unit (5 Required)	04-06	5073

**ENVOY, JIMMY, TYPHOON (S SERIES)**

L4	2.5 LTR. (E)		85-87	497
V6	2.8 LTR.		85-89	412
L6	4.2 LTR. (256) (S)	Direct Ignition Coil Unit (6 Required)	02-05	5073
V6	4.3 LTR.		96-01	699
V6	4.3 LTR. (262) Excluding Turbo		92-95	708
V6	4.3 LTR. (262)	For Vehicles w/ Screw-On Dist. Ends	1995	795*
V8	5.3 LTR. (323)		03-08	757

**G SERIES VAN (SAVANA VAN)**

V6	4.3 LTR. (262) (X)		08-09	814
V6	4.3 LTR. (262) (W, X)		96-06	699
V6	4.3 LTR. (262) (Z)		92-96	708
V8	4.8 LTR. (294)		03-08	757
V8	5.0 LTR. (305)		96-02	701
V8	5.0 LTR. (305) (H)		94-95	820
V8	5.0 LTR. (305) (H)		87-93	706
V8	5.3 LTR. (325)		03-08	757
V8	5.7 LTR. (350)		97-02	701
V8	5.7 LTR. (350)	HD EMISSIONS	94-95	739
V8	5.7 LTR. (350) (K)		94-96	820
V8	5.7 LTR. (350) (K)		87-93	706
V8	5.7 LTR. (350) (R ONLY)		1996	701

\* For use with Distributor cap that has horizontal towers.



CY.	APPLICATION	NOTES	YEAR	STI #
-----	-------------	-------	------	-------

**GMC TRUCK - con't**

**G SERIES VAN (SAVANA VAN) - con't**

V8	6.0 LTR. (364)		03-08	757
V8	7.4 LTR. (454) (J)		96-00	817
V8	7.4 LTR. (454) (N)		94-96	821
V8	8.1 LTR. (496)		01-02	732

**JIMMY (C, K, V SERIES)**

V8	5.0 LTR. (305)		1987	706
V8	5.7 LTR. (350) (K)		87-91	706

**P SERIES TRUCK**

V6	4.3 LTR. (262) (Z)		92-95	708
V6	4.3 LTR. (W)		96-99	699
V8	5.7 LTR. (350) (R)		96-99	701
V8	5.7 LTR. (350) (K)		94-96	820
V8	5.7 LTR. (350) (K, P)		87-93	706
V8	7.4 LTR. (454) (B)		98-99	719
V8	7.4 LTR. (454) (J)		96-99	817
V8	7.4 LTR. (454) (N)		94-97	821

**PICKUP (C, K, R, V SERIES)**

V6	4.3 LTR. (262)		92-95	708
V6	4.3 LTR. (W)		96-98	699
V8	5.0 LTR. (305)		94-95	739
V8	5.0 LTR. (305) (H)		87-93	706
V8	5.0 LTR. (305) (M)		96-99	701
V8	5.7 LTR. (350)		96-00	701
V8	5.7 LTR. (350)		94-95	739
V8	5.7 LTR. (350) (K)		87-93	706
V8	7.4 LTR. (454) (J)		96-00	817
V8	7.4 LTR. (454) (N)		94-95	821
V8	8.1 LTR. (496)		01-02	732

**PICKUP, SONOMA, SYCLONE (S, T SERIES)**

L4	2.2 LTR. (134)		98-03	714
L4	2.2 LTR. (134)		96-97	637
L4	2.2 LTR. (134)		94-95	779
L4	2.5 LTR. (E)		85-87	497
V6	2.8 LTR.		85-93	412
V6	4.3 LTR. (262)		96-04	699
V6	4.3 LTR. (262) W	For Vehicles w/ Screw-On Dist. Ends	1995	795*
V6	4.3 LTR. (262)		92-95	708

\* For use with Distributor cap that has horizontal towers.



CY.	APPLICATION	NOTES	YEAR	STI #
-----	-------------	-------	------	-------

**GMC TRUCK - con't**

**SAFARI VAN (L, M SERIES)**

L4	2.5 LTR. (E)		85-87	497
V6	4.3 LTR. (262) (W, X)		96-05	699
V6	4.3 LTR. (262) (W, Z)		92-95	708

**SIERRA (C, K SERIES)**

V6	4.3 LTR. (262) (X)		08-09	814
V6	4.3 LTR. (262) (X)	WT	2007	814
V6	4.3 LTR. (262)		02-07	819
V6	4.3 LTR. (262)		99-01	765
V8	4.8 LTR. (294)	New Body Style	07-08	757
V8	4.8 LTR. (294)	With Mitsubishi, Square Coil #12558693	99-06	719
V8	4.8 LTR. (294)	With Delphi, Round Coil# 19005218	99-06	766
V8	5.3 LTR. (323)	New Body Style	07-08	757
V8	5.3 LTR. (323)	With Mitsubishi, Square Coil #12558693	99-06	719
V8	5.3 LTR. (323)	With Delphi, Round Coil# 19005218	99-06	766
V8	6.0 LTR. (364)	New Body Style	07-08	757
V8	6.0 LTR. (364)	With Mitsubishi, Square Coil #12558693	99-06	719
V8	6.0 LTR. (364)	With Delphi, Round Coil# 19005218	99-06	766
V8	8.1 LTR. (496)		01-07	732

**SUBURBAN**

V8	5.0 LTR. (305) (H)	Carb. Eng.	1987	706
V8	5.7 LTR. (350) (R)		96-99	701
V8	5.7 LTR. (350)		94-95	739
V8	5.7 LTR. (350) (K)		87-93	706

**YUKON, DENALI**

V8	4.8 LTR. (294)	New Body Style	07-08	757
V8	4.8 LTR. (294)	With Mitsubishi, Square Coil #12558693	00-06	719
V8	4.8 LTR. (294)	With Delphi, Round Coil# 19005218	00-06	766
V8	5.3 LTR. (325)		07-08	757
V8	5.3 LTR. (325)	With Mitsubishi, Square Coil #12558693	00-06	719
V8	5.3 LTR. (325)	With Delphi, Round Coil# 19005218	00-06	766
V8	5.7 LTR. (350)		96-00	701
V8	5.7 LTR. (350)		94-95	739
V8	5.7 LTR. (350) (K)		92-93	706
V8	6.0 LTR. (364)		07-08	757
V8	6.0 LTR. (364)	With Mitsubishi, Square Coil #12558693	00-06	719
V8	6.0 LTR. (364)	With Delphi, Round Coil# 19005218	00-06	766
V8	6.2 LTR. (378)		07-08	757
V8	8.1 LTR. (496)		01-06	732



CY.	APPLICATION	NOTES	YEAR	STI #
-----	-------------	-------	------	-------

**HONDA**

**ACCORD**

L4	1.6, 1.8 LTR.	Coil Lead includes Coil Cover	76-83	230
L4	2.4 LTR.	Direct Ignition Coil Unit (4 Required)	08-09	5091
L4	2.4 LTR.	Direct Ignition Coil Unit (4 Required)	03-06	5087
V6	3.0 LTR.	Direct Ignition Coil Unit (6 Required)	04-07	5094
V6	3.0 LTR.	Direct Ignition Coil Unit (6 Required)	00-03	5092

**ACCORD DX**

L4	1.8 LTR. (EK1)	Coil Lead includes Coil Cover	82-83	230
L4	2.0 LTR.	Carb. Eng.	86-89	363
L4	2.2 LTR.	Excluding V-TEC	90-97	384
L4	2.3 LTR.		98-02	473

**ACCORD EX**

L4	2.2 LTR. SOHC V-TEC		96-00	473
L4	2.2 LTR.	Excluding V-TEC	90-93	384
L4	2.2, 2.3 LTR.		94-02	473
L4	2.3 LTR. SOHC V-TEC		98-99	473
V6	2.7 LTR. SOHC	Set includes Coil Wire for TEC Ign.	95-97	619
V6	3.0 LTR. DOHC	Including V-TEC	98-00	665

**ACCORD LX**

L4	1.8 LTR. (ES2)	Coil Lead includes Coil Cover	84-85	258
L4	1.8 LTR. (EK1)	Coil Lead includes Coil Cover	82-83	230
L4	2.0 LTR.	F/inj. Eng.	87-89	335
L4	2.0 LTR.	Carb. Eng.	86-89	363
L4	2.2 LTR.	Excluding V-TEC	90-97	384
L4	2.3 LTR. SOHC V-TEC		98-02	473
V6	2.7 LTR. SOHC	Set includes Coil Wire for TEC Ign.	95-97	619
V6	3.0 LTR. DOHC		98-99	665

**ACCORD S**

L4	1.8 LTR. (ES2)	Coil Lead includes Coil Cover	84-85	258
----	----------------	-------------------------------	-------	-----

**ACCORD SE**

L4	1.8 LTR.		1985	335
L4	2.0 LTR.	F/inj. Eng.	1989	335
L4	2.2 LTR.	Excluding V-TEC	91-97	384
L4	2.3 LTR. SOHC V-TEC		00-02	473

**CIVIC**

L4	1.8 LTR.	Direct Ignition Coil Unit (4 Required)	06-09	5090
----	----------	--	-------	------

**CIVIC CRX**

L4	1.3, 1.5 LTR. w/HIT. Ign.		84-85	215
L4	1.5 LTR.	Calif.	86-87	337
L4	1.5 LTR. w/TEC Ign.	F/inj. Eng.	85-87	352*
L4	1.5, 1.6 LTR.		88-91	370

\* This set comes with a 44" Coil Lead with Cover.



CY.	APPLICATION	NOTES	YEAR	STI #
-----	-------------	-------	------	-------

**HONDA - con't**

<b>CIVIC CX</b>				
L4	1.5 LTR. SOHC		92-95	370
L4	1.6 LTR. SOHC		96-00	473
<b>CIVIC DEL SOL</b>				
L4	1.5 LTR. SOHC (D15B7)		93-95	370
L4	1.6 LTR. SOHC (D16Y7)		96-97	473
L4	1.6 LTR. DOHC V-TEC (B16A2, B16A3)		94-97	370
L4	1.6 LTR. SOHC V-TEC (D16Y8, D16Z6)		93-97	473
<b>CIVIC DX</b>				
L4	1.5 LTR. SOHC		88-95	370
L4	1.5 LTR.		86-87	337
L4	1.6 LTR. SOHC		96-00	473
L4	1.7 LTR.	Direct Ignition Coil Unit (4 Required)	01-05	5007
<b>CIVIC EX</b>				
L4	1.6 LTR. SOHC V-TEC (D16Y8, D16Z6)		92-00	473
L4	1.6 LTR. SOHC V-TEC (D16A6)		1991	370
L4	1.7 LTR.	Direct Ignition Coil Unit (4 Required)	01-05	5007
<b>CIVIC, GL, S</b>				
L4	1.2, 1.3 & 1.5 LTR.		73-83	230
L4	1.3 LTR.		1986	215
L4	1.3, 1.5 LTR.		1987	337
L4	1.3, 1.5 LTR. w/TEC Ign.	F/inj. Eng.	1985	352*
L4	1.3, 1.5 LTR. w/HIT. Ign.		84-85	215
L4	1.5 LTR. SOHC		88-91	370
L4	1.5 LTR.		1986	337
L4	2.0 LTR.	Direct Ignition Coil Unit (4 Required)	02-05	5087
<b>CIVIC GX</b>				
L4	1.7 LTR.	Direct Ignition Coil Unit (4 Required)	01-05	5007
<b>CIVIC HYBRID</b>				
L4	1.3 LTR.	Direct Ignition Coil Unit (8 Required)	06-09	5081
L4	1.3 LTR.	Front Coil (4 Req), Use with #5081	03-05	5080^
L4	1.3 LTR.	Rear Coil (4 Req), Use with #5080	03-05	5081^^
<b>CIVIC HX</b>				
L4	1.6 LTR. SOHC V-TEC-2		96-00	473
L4	1.7 LTR.	Direct Ignition Coil Unit (4 Required)	01-05	5007
<b>CIVIC LX</b>				
L4	1.5 LTR. SOHC		88-95	370
L4	1.6 LTR. SOHC		96-00	473
L4	1.7 LTR.	Direct Ignition Coil Unit (4 Required)	01-05	5007

\* This set comes with a 44" Coil Lead with Cover.

^ Front Coil 4 Req. Use with #5081 Rear Coil 4 Req. (Total of 8 coils).

^^Rear Coil 4 Req. Use with #5080 Front Coil 4 Req. (Total of 8 coils).



CY.	APPLICATION	NOTES	YEAR	STI #
-----	-------------	-------	------	-------

**HONDA - con't**

<b>CIVIC Si</b>				
L4	1.5 LTR.	F/inj. Eng.	86-87	<b>352*</b>
L4	1.6 LTR. DOHC V-TEC		99-00	<b>370</b>
L4	1.6 LTR. SOHC V-TEC (D16Z6)		92-95	<b>473</b>
L4	1.6 LTR. SOHC V-TEC (D16A6)		89-91	<b>370</b>

<b>CIVIC VX</b>				
L4	1.5 LTR. SOHC V-TEC		92-95	<b>473</b>

<b>CIVIC WAGON, WAGOVAN</b>				
L4	1.5 LTR.		86-87	<b>337</b>
L4	1.5 LTR.		84-85	<b>215</b>
L4	1.5 LTR. w/TEC Ign.	F/inj. Eng.	1985	<b>352*</b>
L4	1.5 LTR.		75-83	<b>230</b>
L4	1.5, 1.6 LTR.		88-91	<b>370</b>

<b>CR-V</b>				
L4	2.0 LTR. DOHC		97-01	<b>384NC</b>
L4	2.4 LTR.	Direct Ignition Coil Unit (4 Required)	2010	<b>5091</b>
L4	2.4 LTR.	Direct Ignition Coil Unit (4 Required)	02-06	<b>5087</b>

<b>ELEMENT</b>				
L4	2.4 LTR.	Direct Ignition Coil Unit (4 Required)	03-06	<b>5087</b>

<b>FIT</b>				
L4	1.5 LTR.	Direct Ignition Coil Unit (8 Required)	07-08	<b>5082</b>

<b>ODYSSEY</b>				
L4	2.2 LTR. SOHC		95-97	<b>384</b>
L4	2.3 LTR. SOHC		1998	<b>473</b>
V6	3.5 LTR.	Direct Ignition Coil Unit (6 Required)	04-09	<b>5094</b>
V6	3.5 LTR.	Direct Ignition Coil Unit (6 Required)	99-03	<b>5092</b>

<b>PASSPORT</b>				
L4	2.6 LTR. SOHC		94-96	<b>372</b>
V6	3.2 LTR. SOHC		94-95	<b>620</b>

<b>PILOT</b>				
V6	3.5 LTR.	Direct Ignition Coil Unit (6 Required)	09-10	<b>5095</b>
V6	3.5 LTR. SOHC	Direct Ignition Coil Unit (6 Required)	03-06	<b>5007</b>

<b>PRELUDE</b>				
L4	1.8 LTR.		83-87	<b>273</b>
L4	1.8 LTR.		79-82	<b>230</b>
L4	2.0 LTR. SOHC	Carb. Eng.	88-90	<b>364</b>
L4	2.2 LTR. DOHC V-TEC		97-01	<b>626</b>
L4	2.2 LTR. SOHC		92-96	<b>384</b>
L4	2.3 LTR. DOHC		95-96	<b>384</b>

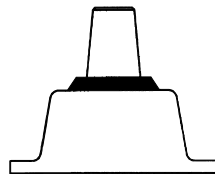
\* This set comes with a 44" Coil Lead with Cover.

CY.	APPLICATION	NOTES	YEAR	STI #
-----	-------------	-------	------	-------

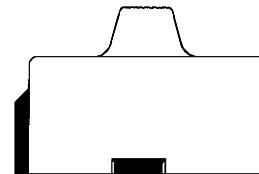
### HONDA - con't

<b>PRELUDE Si</b>				
L4	2.0, 2.1 LTR. (B20A5, B21A1)	F/inj. Eng.	88-91	<b>365</b>
L4	2.0 LTR.	F/inj. Eng.	85-87	<b>363</b>
L4	2.2 LTR. DOHC V-TEC		93-96	<b>626</b>
L4	2.3 LTR. DOHC		92-96	<b>384</b>
<b>RIDGELINE</b>				
V6	3.5 LTR.	Direct Ignition Coil Unit (6 Required)	09-11	<b>5095</b>
V6	3.5 LTR. SOHC	Direct Ignition Coil Unit (6 Required)	06-08	<b>5007</b>
<b>S2000</b>				
L4	2.2 LTR.	Direct Ignition Coil Unit (4 Required)	04-05	<b>5087</b>

### HONDA COIL COVERS



USED ON;  
STI #337, #364, #365, #384, #619, #626, #665



USED ON;  
STI #230, #258, #273, #352



CY.	APPLICATION	NOTES	YEAR	STI #
-----	-------------	-------	------	-------

### HUMMER

H1				
V8	5.7 LTR. (350) (D)		95-96	820
H2				
V8	6.0 LTR. (364)	With Mitsubishi, Square Coil #12558693	03-07	719
V8	6.0 LTR. (364)	With Delphi, Round Coil# 19005218	03-07	766
V8	6.2 LTR. (378)		2008	757
H3				
L5	3.5 LTR. (345) (6)	Direct Ignition Coil Unit (5 Required)	2006	5073

### HYUNDAI

ACCENT				
L4	1.5 LTR. DOHC	From 12/9/96	96-97	646
L4	1.5 LTR. SOHC 12-Valve		95-02	601
L4	1.5 LTR. DOHC	Up to 12/9/96	up to 96	645^
L4	1.5 LTR. DOHC	Up to 12/9/96	up to 96	5030
L4	1.6 LTR.	Direct Ignition Coil Unit (4 Required)	06-09	5077
L4	1.6 LTR. DOHC		01-05	646

ELANTRA				
L4	1.6 LTR.		92-95	425
L4	1.8 LTR.		93-95	425
L4	1.8 LTR. DOHC		96-98	647
L4	1.8 LTR. DOHC	#27301-23003 Coil Pack (1 Req)	96-98	5039
L4	2.0 LTR.	#27301-23700 Coil Pack (1 Req)	03-06	5079
L4	2.0 LTR. DOHC		99-08	647
L4	2.0 LTR. DOHC	#27301-23003 Coil Pack (1 Req)	99-00	5039

EXCEL				
L4	1.5 LTR. SOHC	This set contains a 7" Coil Lead	90-94	375
L4	1.5 LTR. SOHC	This set contains a 28" Coil Lead	86-89	187

PONY (Canada)				
L4	1.4, 1.6 LTR.		83-88	312

SANTA FE				
L4	2.4 LTR.		01-04	728*
L4	2.4 LTR.	Direct Ignition Coil Unit (2 Required)	01-04	5024
V6	2.7 LTR.	Direct Ignition Coil Unit (6 Required)	07-08	5069
V6	2.7 LTR.		01-05	700
V6	3.5 LTR.		03-05	784***
V6	3.5 LTR.	Direct Ignition Coil Unit (3 Required)	03-05	5040

\* This set contains two leads. Purchase two # 5024 coils for a complete tune-up.

\*\*\* This set contains three leads. Purchase three # 5040 coils for a complete tune-up.

^ This set contains two leads. Purchase two # 5030 coils for a complete tune-up.



CY.	APPLICATION	NOTES	YEAR	STI #
-----	-------------	-------	------	-------

**HYUNDAI - con't**

**SCOUBE**

L4	1.5 LTR. SOHC incl. Turbo		93-95	<b>601</b>
L4	1.5 LTR. SOHC		91-92	<b>375</b>

**SONATA**

L4	2.0 LTR. DOHC		92-98	<b>425</b>
L4	2.4 LTR.		99-05	<b>728*</b>
L4	2.4 LTR.	Direct Ignition Coil Unit (2 Required)	99-05	<b>5024</b>
L4	2.4 LTR. SOHC		89-91	<b>314</b>
V6	2.5 LTR. DOHC		99-01	<b>700</b>
V6	2.5 LTR. DOHC	#27301-37100 Coil Pack (1 Req)	99-01	<b>5078</b>
V6	2.7 LTR.		02-05	<b>700</b>
V6	2.7 LTR.	#27301-37100 Coil Pack (1 Req)	02-05	<b>5078</b>
V6	3.0 LTR. SOHC		90-98	<b>310</b>

**STELLAR (Canada)**

L4	1.5, 1.6 LTR.		85-86	<b>312</b>
L4	2.0 LTR.		1987	<b>314</b>

**TIBURON**

L4	1.8 LTR. DOHC		1997	<b>647</b>
L4	1.8 LTR. DOHC	#27301-23003 Coil Pack (1 Req)	1997	<b>5039</b>
L4	2.0 LTR. DOHC		03-07	<b>647</b>
L4	2.0 LTR. DOHC		97-01	<b>647</b>
L4	2.0 LTR.	#27301-23700 Coil Pack (1 Req)	03-08	<b>5079</b>
L4	2.0 LTR. DOHC	#27301-23003 Coil Pack (1 Req)	97-01	<b>5039</b>
V6	2.7 LTR.		03-06	<b>700</b>

**TUCSON**

L4	2.0 LTR.		05-07	<b>647</b>
L4	2.0 LTR.	#27301-23700 Coil Pack (1 Req)	05-07	<b>5079</b>
V6	2.7 LTR.		05-07	<b>816</b>

**XG300**

V6	3.0 LTR.		2001	<b>785**</b>
V6	3.0 LTR.	Direct Ignition Coil Unit (3 Required)	2001	<b>5032</b>

**XG350**

V6	3.5 LTR. From September 2002 on	Set equipped with Screw-on Coil Ends	02.09-05	<b>784***</b>
V6	3.5 LTR. From September 2002 on	Direct Ignition Coil Unit (3 Required)	02.09-05	<b>5040</b>
V6	3.5 LTR. <b>Up to Aug 2002 only</b>	Set equipped with Push-on Coil Ends	02-02.08	<b>785**</b>
V6	3.5 LTR. <b>Up to Aug 2002 only</b>	Direct Ignition Coil Unit (3 Required)	02-02.08	<b>5032</b>

\* This set contains two leads. Purchase two # 5024 coils for a complete tune-up.

\*\* This set contains three leads. Purchase three # 5032 coils for a complete tune-up.

\*\*\* This set contains three leads. Purchase three # 5040 coils for a complete tune-up.



CY.	APPLICATION	NOTES	YEAR	STI #
<b>INFINITI</b>				
<b>FX35</b>				
V6	3.5 LTR.	Direct Ignition Coil Unit (6 Required)	03-06	5027
<b>FX45</b>				
V8	4.5 LTR.	Direct Ignition Coil Unit (8 Required)	03-08	5088
<b>G20</b>				
L4	2.0 LTR. DOHC (SR20DE)		1999	421
L4	2.0 LTR. DOHC (SR20DE)		91-96	421
<b>G35</b>				
V6	3.5 LTR.	Direct Ignition Coil Unit (6 Required)	03-06	5027
<b>I30</b>				
V6	3.0 LTR. Right Bank (A33 Chassis)	Ign. Coil Unit (3 Req) from 7/99 on	07.99-01	5035**
V6	3.0 LTR. Left Bank (A33 Chassis)	Ign. Coil Unit (3 Req) from 7/99 on	07.99-01	5036***
V6	3.0 LTR. Right Bank (A32 Chassis)	Ign. Coil Unit (3 Req) up to 6/99	96-99.06	5000
V6	3.0 LTR. Left Bank (A32 Chassis)	Ign. Coil Unit (3 Req) up to 6/99	96-99.06	5001
<b>I35</b>				
V6	3.5 LTR.	Direct Ignition Coil Unit (6 Required)	02-04	5028
<b>J30</b>				
V6	3.0 LTR. (VG30DE)	Direct Ignition Coil Only (6 Required)	93-97	5029*
<b>M30</b>				
V6	3.0 LTR. DOHC (VG30E)		90-92	284B
<b>M35</b>				
V6	3.5 LTR.	Direct Ignition Coil Unit (6 Required)	2006	5027
<b>M45</b>				
V8	4.5 LTR.	Direct Ignition Coil Unit (8 Required)	03-08	5088
<b>Q45</b>				
V8	4.5 LTR.	Direct Ignition Coil Unit (8 Required)	02-06	5088
<b>QX4</b>				
V6	3.3 LTR. (VG33E)		97-00	671
V6	3.5 LTR. From July 2001 on	Direct Ignition Coil Unit (6 Required)	01.07-03	5028
<b>QX56</b>				
V8	5.6 LTR. DOHC (VK56DE)	Direct Ignition Coil Unit (8 Required)	04-08	5049

\* This Direct Ignition Coil does not include the connector boot.

\*\* Firewall Side

\*\*\* Radiator Side

CY.	APPLICATION	NOTES	YEAR	STI #
<b>ISUZU</b>				
<b>AMIGO</b>				
L4	2.2 LTR.		98-00	717
L4	2.3 LTR.		89-93	307
L4	2.6 LTR.		89-94	372
<b>ASCENDER</b>				
L6	4.2 LTR. (256) (S)	Direct Ignition Coil Unit (6 Required)	03-05	5073
V8	5.3 LTR. (325)		03-06	757
<b>HOMBRE</b>				
L4	2.2 LTR.		98-01	714
L4	2.2 LTR.		96-97	637
V6	4.3 LTR.		97-01	699
<b>I-MARK</b>				
L4	1.5 LTR. Turbo		87-89	298
L4	1.5 LTR.		85-89	299
L4	1.6 LTR.		1989	462
L4	1.8 LTR. (G180Z)		81-85	199
<b>IMPULSE</b>				
L4	1.6 LTR. Turbo		91-92	463
L4	1.6 LTR.		90-91	462
L4	1.8 LTR.		1992	462
L4	1.9 LTR.		83-86	199
L4	2.0 LTR. Turbo (4ZC1)		85-89	332
L4	2.3 LTR.		88-89	332
<b>OASIS</b>				
L4	2.2 LTR. SOHC		96-97	384
L4	2.3 LTR. SOHC		98-99	473
<b>PICKUP</b>				
L4	1.8 LTR. (G180Z)		81-82	199
L4	1.9 LTR. (G200Z)		83-87	199
L4	2.3 LTR. (4ZD1)		86-95	307
L4	2.6 LTR.		88-95	372
V6	3.1 LTR.		91-94	412
L5	3.5 LTR. (211) (6)	Direct Ignition Coil Unit (5 Required)	2006	5073
<b>RODEO</b>				
L4	2.2 LTR.		98-03	717
L4	2.6 LTR.		91-97	372
V6	3.1 LTR.		91-92	412
V6	3.2 LTR. (6VD1)		93-96	620



CY.	APPLICATION	NOTES	YEAR	STI #
-----	-------------	-------	------	-------

**ISUZU - con't****STYLUS**

L4	1.6 LTR. SOHC		91-93	413
L4	1.6 LTR. DOHC		1991	462
L4	1.8 LTR.		92-93	462

**TROOPER**

L4	1.9 LTR. (G200Z)		84-85	199
L4	2.3 LTR.		86-87	307
L4	2.6 LTR.		88-91	372
V6	2.8 LTR.		89-91	412
V6	3.2 LTR. DOHC (W)		92-95	617
V6	3.2 LTR. SOHC (V)		92-95	614

**JAGUAR****ALL (up to 1971)**

L6	6-Cylinder Models		up to 71	149
----	-------------------	--	----------	-----

**S-TYPE**

V6	3.0 LTR. (To Chassis M45254)	Direct Ignition Coil Unit (6 Required)	00-03	5070
V8	4.0 LTR.	Direct Ignition Coil Unit (8 Required)	00-02	5068
V8	4.2 LTR.	Direct Ignition Coil Unit (8 Required)	2003	5068

**XJ6**

L6	3.6, 4.0 LTR.		87-94	323
L6	4.2 LTR.		69-87	149

**XJRS, XJS, XJ12, V12**

L6	4.0 LTR.		93-94	323
V12	5.3 LTR.		85-91	338
V12	5.3 LTR.		71-84	150
V12	5.3, 6.0 LTR.	With 9 Straight Plug Boots	92-94	476
V12	6.0 LTR.	With All Angled Plug Boots	95-96	627

**XJS (Marelli Ign.)**

V12	5.3 LTR.	With Marelli Ignition System	89-90	476
-----	----------	------------------------------	-------	-----

**XKE**

V12	5.3 LTR.		72-74	150
-----	----------	--	-------	-----



CY.	APPLICATION	NOTES	YEAR	STI #
<b>JEEP</b>				
<b>CJ SERIES</b>				
L4	2.5 LTR. (151)	Fits only 2bbl. GM eng. for 1983	80-83	498
<b>CHEROKEE, WAGONEER</b>				
L4	2.5 LTR. (150)		91-00	761
L4	4.0 LTR. (242)	Made with OEM RED Silicone Wire	91-99	625
<b>COMANCHE</b>				
L4	2.5 LTR. (150)		91-92	761
L6	4.0 LTR. (242)	Made with OEM RED Silicone Wire	91-92	625
<b>GRAND CHEROKEE</b>				
V6	3.7 LTR.	Direct Ignition Coil Unit (6 Required)	05-06	5041
L6	4.0 LTR. (242)	Made with OEM RED Silicone Wire	93-00	625
V8	4.7 LTR.	Direct Ignition Coil Unit (8 Required)	99-06	5041
V8	5.2 LTR. (318)		93-98	759
V8	5.7 LTR. (345)		2005	797
V8	5.9 LTR. (360)		1998	759
<b>GRAND WAGONEER</b>				
V8	5.2 LTR. (318)		1993	759
<b>LIBERTY</b>				
L4	2.4 LTR. (148)		02-05	801
V6	3.7 LTR.	Direct Ignition Coil Unit (6 Required)	02-06	5041
<b>WRANGLER</b>				
L4	2.4 LTR. (148)		03-06	801
L4	2.5 LTR. (150)		91-02	761
L6	4.0 LTR. (242)	Made with OEM RED Silicone Wire	91-99	625

## KIA

### AMANTI

V6	3.5 LTR.		04-05	784 <sup>^^^</sup>
V6	3.5 LTR.	Direct Ignition Coil Unit (3 Required)	04-05	5040

### OPTIMA

L4	2.4 LTR. DOHC		01-05	728 <sup>***</sup>
L4	2.4 LTR. DOHC	Direct Ignition Coil Unit (2 Required)	01-05	5024
V6	2.5 LTR. DOHC		2001	700
V6	2.5 LTR. DOHC	#27301-37100 Coil Pack (1 Req)	2001	5078
V6	2.7 LTR.	Direct Ignition Coil Unit (6 Required)	07-08	5069
V6	2.7 LTR. DOHC		02-06	700
V6	2.7 LTR. DOHC	#27301-37100 Coil Pack (1 Req)	02-06	5078

### RIO

L4	1.5 LTR. DOHC		01-02	724
L4	1.6 LTR.	Direct Ignition Coil Unit (4 Required)	06-09	5077
L4	1.6 LTR.		03-05	724

### SEDONA

V6	3.5 LTR. DOHC		02-05	758 <sup>^</sup>
V6	3.5 LTR. DOHC	Direct Ignition Coil Unit (3 Required)	02-05	5032

### SEPHIA

L4	1.6 LTR. DOHC		95-97	460
L4	1.6 LTR. SOHC		93-97	640
L4	1.8 LTR. DOHC		98-01	684 <sup>**</sup>
L4	1.8 LTR. DOHC	Direct Ignition Coil Unit (2 Required)	98-01	5030
L4	1.8 LTR. DOHC		95-97	460

### SORENTO

V6	3.5 LTR. DOHC		03 on	758 <sup>^^</sup>
V6	3.5 LTR.	Direct Ignition Coil Unit (3 Required)	03-06	5044

### SPECTRA

L4	1.8 LTR.		00-04	684 <sup>**</sup>
L4	1.8 LTR.	Direct Ignition Coil Unit (2 Required)	00-04	5030
L4	2.0 LTR.	#27301-23700 Coil Pack (1 Req)	04-09	5079
L4	2.0 LTR. DOHC		04-08	647

### SPORTAGE

L4	2.0 LTR. DOHC		05-07	647
L4	2.0 LTR. DOHC	#27301-23700 Coil Pack (1 Req)	05-07	5079
L4	2.0 LTR. DOHC		95-02	645 <sup>*</sup>
L4	2.0 LTR. DOHC	Direct Ignition Coil Unit (2 Required)	95-02	5031
L4	2.0 LTR. SOHC		95-97	636
V6	2.7 LTR.		05-07	816

\* This set contains two leads. Purchase two # 5031 coils for a complete tune-up.

\*\* This set contains two leads. Purchase two # 5030 coils for a complete tune-up.

\*\*\* This set contains two leads. Purchase two # 5024 coils for a complete tune-up.

<sup>^</sup> This set contains three leads. Purchase three # 5032 coils for a complete tune-up.

<sup>^^</sup> This set has three leads. Purchase three # 5044 coils for a complete tune-up.

<sup>^^^</sup> This set has three leads. Purchase three # 5040 coils for a complete tune-up.



CY.	APPLICATION	NOTES	YEAR	STI #
-----	-------------	-------	------	-------

## LAND ROVER

**DEFENDER**

V8	3.9 LTR.		93-95	<b>368</b>
V8	4.0 LTR.		1997	<b>663</b>

**DISCOVERY**

V8	3.9 LTR.	Not for Distributor-less Ign.	94-95	<b>368</b>
V8	4.0 LTR.	For use with Distributor-less Ign.	96-99	<b>663</b>

**DISCOVERY II**

V8	4.0 LTR.	With Screw-On Coil Terminals	99-02	<b>721^</b>
V8	4.0 LTR.	# ERR 6045 (Coil Pack - 2 Required)	99-02	<b>5059</b>
V8	4.6 LTR.	With Screw-On Coil Terminals	03-04	<b>721^</b>
V8	4.6 LTR.	# ERR 6045 (Coil Pack - 2 Required)	03-04	<b>5059</b>

**FREELANDER**

V6	2.5 LTR. DOHC	OE # NGC104250L (Cyl 1, 3 & 5)	02-05	<b>723*</b>
V6	2.5 LTR. DOHC	Ignition Coil Only (use w/13331A1.8)	02-05	<b>11859T***</b>
V6	2.5 LTR. DOHC	Direct Ign. Connector (Cyl 2, 4 & 6)	02-05	<b>13331A1.8**</b>
V6	2.5 LTR. DOHC	Direct Ignition Coil Unit (NEC000110L)	02-05	<b>5058^^</b>

**RANGE ROVER**

V8	3.5, 3.9, 4.2 LTR.		87-94	<b>368</b>
V8	3.9 LTR.		1995	<b>663</b>
V8	4.0 LTR.		96-98	<b>663</b>
V8	4.0, 4.6 LTR.	With Screw-On Coil Terminals	99-02	<b>721^</b>
V8	4.0, 4.6 LTR.	# ERR 6045 (Coil Pack - 2 Required)	99-02	<b>5059</b>
V8	4.2 LTR.	Classic Model	1995	<b>791</b>
V8	4.4 LTR. (B44, M62)	Direct Ignition Coil Unit (8 Required)	02 on	<b>11860T</b>
V8	4.6 LTR.		96-98	<b>663</b>

\* This set has only three leads. The other three cylinders (Cyl 2, 4 & 6) use Direct Ignition (See Chassis range).

\*\* Use 3 Direct Ignition Unit Connectors for Cyl 2, 4, & 6 (3 req'd per vehicle) with 11859T Coils.

\*\*\* for Chassis range from 000000 to 224.999. Use Long Type Direct Ignition (# 11859T & # 13331A1.8)

^ Use this wire set in conjunction with #5059 Coil Packs (2 Required).

^^ For Chassis range from 225.000 on. Use Short Type Direct Ignition.



CY.	APPLICATION	NOTES	YEAR	STI #
-----	-------------	-------	------	-------

**LEXUS**

<b>ES250</b>				
V6	2.5 LTR. (2VZFE)		90-91	<b>446</b>

<b>ES300</b>				
V6	3.0 LTR. (1MZFE)	Direct Ignition Coil Unit (6 Required)	02-03	<b>5057</b>
V6	3.0 LTR. (1MZFE) <b>V.V.T.</b>	Direct Ignition Coil Unit (6 Required)	99-01	<b>5057~</b>
V6	3.0 LTR. (1MZFE)	Three leads without Harness	96-01	<b>652*</b>
V6	3.0 LTR. (1MZFE)	Direct Ignition Coil Unit (3 Required)	96-01	<b>5047**</b>
V6	3.0 LTR. (3VZFE)		92-93	<b>440</b>

<b>ES330</b>				
V6	3.3 LTR. (3MZFE)	Direct Ignition Coil Unit (6 Required)	04-06	<b>5062</b>

<b>ES350</b>				
V6	3.5 LTR. DOHC	Direct Ignition Coil Unit (6 Required)	2007	<b>5052</b>

<b>GS300</b>				
V6	3.0 LTR. DOHC	Direct Ignition Coil Unit (6 Required)	2006	<b>5066</b>
L6	3.0 LTR.		98-04	<b>725^^</b>
L6	3.0 LTR.		96-97	<b>726</b>
L6	3.0 LTR. (2JZGE)		93-95	<b>489</b>

<b>GS350</b>				
V6	3.5 LTR. DOHC	Direct Ignition Coil Unit (6 Required)	07-09	<b>5066</b>

<b>GS430</b>				
V8	4.3 LTR. DOHC	Direct Ignition Coil Unit (8 Required)	01-06	<b>5051</b>

<b>GS450H</b>				
V6	3.5 LTR. DOHC	Direct Ignition Coil Unit (6 Required)	07-09	<b>5066</b>

<b>GX470</b>				
V8	4.7 LTR. DOHC	Direct Ignition Coil Unit (8 Required)	03-06	<b>5051</b>

<b>IS250</b>				
V6	2.5 LTR.	Direct Ignition Coil Unit (6 Required)	06-09	<b>5066</b>

<b>IS300</b>				
L6	3.0 LTR.		01-05	<b>725^^</b>

<b>IS350</b>				
V6	2.5 LTR. DOHC	Direct Ignition Coil Unit (6 Required)	06-09	<b>5066</b>

<b>IS-F</b>				
V8	5.0 LTR. (2URGSE)	Direct Ignition Coil Unit (8 Required)	08-09	<b>5064</b>

<b>LS400</b>				
V8	4.0 LTR.		90-97	<b>727</b>

<b>LS430</b>				
V8	4.3 LTR. DOHC	Direct Ignition Coil Unit (8 Required)	01-06	<b>5051</b>

\* This set contains three leads. Purchase three # 5047 coils for a complete tune-up.

\*\* Excluding Variable Valve Timing.

^^ This set has only three leads. The other three cylinders use Direct Ignition.

~ Variable Valve Timing



CY.	APPLICATION	NOTES	YEAR	STI #
<b>LEXUS - con't</b>				
<b>LS460</b>				
V8	4.6 LTR DOHC	Direct Ignition Coil Unit (8 Required)	2007	5066
<b>LX450</b>				
L6	4.5 LTR. (1FZFE)		96-97	490
<b>LX470</b>				
V8	4.7 LTR. DOHC	Direct Ignition Coil Unit (8 Required)	98-04	5051
<b>LX570</b>				
V8	5.7 LTR.	Direct Ignition Coil Unit (8 Required)	2008	5066
<b>RX300</b>				
V6	3.0 LTR. (1MZFE)	Direct Ignition Coil Unit (6 Required)	99-03	5057
<b>RX330</b>				
V6	3.3 LTR. (3MZFE)	Direct Ignition Coil Unit (6 Required)	04-06	5062
<b>RX350</b>				
V6	3.5 LTR. DOHC	Direct Ignition Coil Unit (6 Required)	2007	5052
<b>RX400H</b>				
V6	3.3 LTR.	Direct Ignition Coil Unit (6 Required)	06-08	5062
<b>SC300</b>				
L6	3.0 LTR.		98-00	725^^
L6	3.0 LTR. (2JZGE)		92-97	489
<b>SC400</b>				
V8	4.0 LTR. (1UZFE)		92-97	727
<b>SC430</b>				
V8	4.3 LTR. DOHC	Direct Ignition Coil Unit (8 Required)	02-06	5051

^^ This set has only three leads. The other three cylinders use Direct Ignition.



CY.	APPLICATION	NOTES	YEAR	STI #
-----	-------------	-------	------	-------

**LINCOLN**

<b>AVIATOR</b>				
V8	4.6 LTR.	Direct Ignition Coil Unit (8 Required)	03-05	<b>5084</b>

<b>BLACKWOOD</b>				
V8	5.4 LTR.	Direct Ignition Coil Unit (8 Required)	2002	<b>5084</b>

<b>CONTINENTAL</b>				
V6	3.8 LTR. (232)		91-94	<b>736</b>
V8	4.6 LTR.	Direct Ignition Coil Unit (8 Required)	98-02	<b>5084</b>
V8	4.6 LTR. (V)	Coil Pack (2 Required)	95-97	<b>5074</b>
V8	5.8 LTR. (351)		1980	<b>698</b>

<b>LS</b>				
V6	3.0 LTR.	Direct Ignition Coil Unit (6 Required)	00-05	<b>5070</b>
V8	3.9 LTR.	Direct Ignition Coil Unit (8 Required)	00-06	<b>5068</b>

<b>MARK VI</b>				
V8	5.8 LTR. (351)		1980	<b>698</b>

<b>MARK VII</b>				
V8	5.0 LTR. (302)		91-92	<b>698</b>
V8	5.0 LTR. (302) LSC		85-90	<b>698</b>

<b>MARK VIII</b>				
V8	4.6 LTR.	Direct Ignition Coil Unit (8 Required)	97-98	<b>5084</b>
V8	4.6 LTR. (V)	Coil Pack (2 Required)	93-96	<b>5074</b>

<b>MARK LT</b>				
V8	5.4 LTR. (330) F/inj. (5)	Direct Ignition Coil Unit (8 Required)	06-08	<b>5071</b>

<b>NAVIGATOR</b>				
V8	5.4 LTR.	Direct Ignition Coil Unit (8 Required)	09-10	<b>5096**</b>
V8	5.4 LTR. (330) F/inj. (5)	Direct Ignition Coil Unit (8 Required)	05-08	<b>5071</b>
V8	5.4 LTR. DOHC	Direct Ignition Coil Unit (8 Required)	99-04	<b>5084</b>
V8	5.4 LTR. <b>SOHC ONLY</b>	Direct Ignition Coil Unit (8 Required)	98-99	<b>5011^</b>

<b>TOWNCAR</b>				
V8	4.6 LTR. F/inj. Eng.	Direct Ignition Coil Unit (8 Required)	98-09	<b>5011^</b>
V8	4.6 LTR.		96-97	<b>676</b>
V8	4.6 LTR. (W)	Coil Pack (2 Required)	91-97	<b>5074</b>
V8	4.6 LTR.		91-95	<b>468</b>

\*\* with Brown coil boots

^ Order STI # 5011B if you need the Connector and Spring Only.

CY.	APPLICATION	NOTES	YEAR	STI #
<b>MAZDA</b>				
<b>3</b>				
L4	2.0 LTR.	Direct Ignition Coil Unit (6 Required)	06-10	5104
L4	2.3 LTR.	Direct Ignition Coil Unit (4 Required)	06-09	5104
L4	2.0, 2.3 LTR. DOHC	Direct Ignition Coil Unit (4 Required)	04-05	5053
L4	2.5 LTR.	Direct Ignition Coil Unit (4 Required)	2010	5104
<b>6</b>				
L4	2.3 LTR.	Direct Ignition Coil Unit (4 Required)	06-08	5104
L4	2.3 LTR.		03-05	798
L4	2.5 LTR.	Direct Ignition Coil Unit (4 Required)	09-10	5104
V6	3.0 LTR.	Direct Ignition Coil Unit (6 Required)	03-08	5060
<b>323</b>				
L4	1.6 LTR.		90-95	376
L4	1.6 LTR. Turbo		88-89	460
L4	1.6 LTR.		86-89	306
<b>616, 618</b>				
L4	1.6, 1.8 LTR.		71-72	315
<b>626</b>				
L4	2.0 LTR. DOHC	Coil Pack (1 Required)	98-02	5074
L4	2.0 LTR. DOHC		98-02	651
L4	2.0 LTR. DOHC		93-97	461
L4	2.0 LTR. incl. Turbo		79-87	315
L4	2.2 LTR. SOHC		88-92	380
L4	2.2 LTR. SOHC Turbo		88-91	334
V6	2.5 LTR. DOHC		98-02	669
V6	2.5 LTR. DOHC		96-97	608
V6	2.5 LTR. DOHC		93-95	466
<b>808</b>				
L4	1.6 LTR.		72-74	315
<b>929</b>				
V6	3.0 LTR. DOHC		92-95	450
V6	3.0 LTR. DOHC		90-91	374
V6	3.0 LTR. SOHC		88-91	340
<b>B1600 Pickup</b>				
L4	1.6 LTR.		72-74	315
<b>B2000 Pickup</b>				
L4	2.0 LTR.		86-87	334
L4	2.0 LTR.		79-84	315
<b>B2200 Pickup</b>				
L4	2.2 LTR.		87-93	334
<b>B2300 Pickup</b>				
L4	2.3 LTR.		01-08	789
L4	2.3 LTR.	Coil Pack (1 Required)	01-08	5054
L4	2.3 LTR.		95-97	696
L4	2.3 LTR. (A)	Coil Pack (1 Required)	94-97	5074
L4	2.3 LTR.		1994	606



CY.	APPLICATION	NOTES	YEAR	STI #
-----	-------------	-------	------	-------

**MAZDA - con't**

<b>B2500 Pickup</b>				
L4	2.5 LTR.		98-01	696
L4	2.5 LTR.	Coil Pack (1 Required)	98-01	5074

<b>B2600 Pickup</b>				
L4	2.6 LTR.		87-88	312

<b>B2600i Pickup</b>				
L4	2.6 LTR.		89-93	382

<b>B3000 Pickup</b>				
V6	3.0 LTR.	Coil Pack (1 Required)	01-07	5055
V6	3.0 LTR.		01-05	694
V6	3.0 LTR.		98-00	691
V6	3.0 LTR.		95-97	664
V6	3.0 LTR.		1994	605

<b>B4000 Pickup</b>				
V6	4.0 LTR.		03-08	692
V6	4.0 LTR.		97-00	675
V6	4.0 LTR.		94-96	480
V6	4.0 LTR. OHV (X)		2002	675
V6	4.0 LTR. SOHC (E)		01-02	692
V6	4.0 LTR. SOHC (E)	Canada	2001	693

<b>CX-7</b>				
L4	2.3 LTR.	Direct Ignition Coil Unit (4 Required)	07-10	5104
L4	2.5 LTR.	Direct Ignition Coil Unit (4 Required)	2010	5104

<b>GLC</b>				
L4	1.5 LTR.		82-86	306

<b>MIATA, MX5</b>				
L4	1.6 DOHC		90-93	379
L4	1.8 LTR. DOHC		01-05	790*
L4	1.8 LTR. DOHC		94-00	379
L4	2.0 LTR.	Direct Ignition Coil Unit (4 Required)	06-10	5104

<b>MILLENNIA</b>				
V6	2.5 LTR. DOHC		95-02	608

<b>MPV</b>				
V6	2.5 LTR. (use with female coil GY01-18-100)	Up to 10/17/00 (GY02-18-140)	00-00.10	720
V6	2.5 LTR. (use with male coil GY07-18-100)	From 10/18/00 (GY09-18-140)	00.10-01	787
V6	2.5 LTR. (male coil GY07-18-100)	From 10/18/00 Coil Pack (1 Required)	00.10-01	5055
L4	2.6 LTR.		89-94	382
V6	3.0 LTR.	Direct Ignition Coil Unit (6 Required)	02-06	5060
V6	3.0 LTR.	For applications without Coil Lead	96-99	638
V6	3.0 LTR.	For applications with Coil Lead	89-95	340

<b>MX3</b>				
L4	1.6 LTR. DOHC		94-95	460
L4	1.6 LTR. SOHC		92-93	376
V6	1.8 LTR. DOHC		94-95	609
V6	1.8 LTR. DOHC		92-93	465

\* This set has only two leads. The other cylinders use Direct Ignition (N/A).

CY.	APPLICATION	NOTES	YEAR	STI #
<b>MAZDA - con't</b>				
<b>MX6</b>				
L4	2.0 LTR. DOHC		93-97	461
L4	2.2 LTR. SOHC		88-92	380
L4	2.2 LTR. SOHC Turbo		88-92	334
V6	2.5 LTR. DOHC		96-97	608
V6	2.5 LTR. DOHC		93-95	466
<b>NAVAJO</b>				
V6	4.0 LTR.		91-94	480
<b>PROTEGE</b>				
L4	1.5 LTR. DOHC		95-98	650
L4	1.6 LTR. DOHC		99-01	729*
L4	1.6 LTR. DOHC	Direct Ignition Coil Unit (2 Required)	99-01	5100
L4	1.8 LTR.		99-00	690
L4	1.8 LTR. DOHC		95-98	460
L4	1.8 LTR. DOHC		90-94	378
L4	1.8 LTR. <b>SOHC</b>		90-94	376
L4	2.0 LTR. DOHC incl. Turbo		01-03	788**
L4	2.0 LTR. DOHC incl. Turbo	Direct Ignition Coil Unit (2 Required)	01-03	5038
<b>PROTEGE 5</b>				
L4	2.0 LTR. DOHC		02-03	788**
L4	2.0 LTR. DOHC	Direct Ignition Coil Unit (2 Required)	02-03	5038
<b>ROTARY Pickup</b>				
L4	1.3 LTR.		74-77	181
<b>RX7</b>				
R2	1.1, 1.3 LTR.		79-85	181
R2	1.3 LTR. incl. Turbo		93-95	451
R2	1.3 LTR. incl. Turbo		86-92	339
<b>RX-8</b>				
L4	1.3 LTR.		04-11	792^
L4	1.3 LTR.	Ignition Coil Only (4 Required)	04-11	5045
<b>TRIBUTE</b>				
L4	2.0 LTR. DOHC		01-04	754
L4	2.0 LTR. DOHC	Coil Pack (1 Required)	01-04	5054
L4	2.3 LTR. DOHC	Direct Ignition Coil Unit (4 Required)	05-08	5053
L4	2.5 LTR.	Direct Ignition Coil Unit (4 Required)	09-10	5097
V6	3.0 LTR.	Direct Ignition Coil Unit (6 Required)	2009	5097
V6	3.0 LTR. DOHC	Direct Ignition Coil Unit (6 Required)	01-08	5048

\* This set has only two leads. Purchase two # 5100 coils for a complete tune-up

\*\* This set contains two leads. Purchase two # 5038 coils for a complete tune-up.

^ This set is used in Conjunction with Coil # 5045



CY.	APPLICATION	NOTES	YEAR	STI #
-----	-------------	-------	------	-------

**MERCEDES-BENZ**

FOR CROSS REFERENCE LIST ON MERCEDES-BENZ SEE PAGE # 107

**180**

L4	1.9 LTR.	With Brown, Non-shielded Plug Conn	57-63	111
----	----------	------------------------------------	-------	-----

**190**

L4	1.9 LTR.	With Brown, Non-shielded Plug Conn	56-65	111
----	----------	------------------------------------	-------	-----

**190E**

L4	2.3 LTR. (M102.985)		91-93	113F
L4	2.3 LTR.	Excluding 16-Valve	84-88	113F
L4	2.3 LTR. 16-Valve (M102.983)		86-87	113N
L6	2.6 LTR. (M103.942)		87-93	113L/37

**200**

L4	2.0 LTR.	Carb. Eng.	66-68	111
----	----------	------------	-------	-----

**220**

L4	2.2 LTR.	Carb. Eng.	68-73	111
----	----------	------------	-------	-----

**230**

L4	2.3 LTR.	With Two angled Shielded Plug Conn	74-78	113E
L6	2.3 LTR.	Carb. Eng.	65-69	112

**250**

L6	2.5 LTR.	With Brown, Non-shielded Plug Conn	66-69	112
L6	2.5, 2.8 LTR.	With One angled Shielded Plug Conn	70-72	113

**260E**

L6	2.6 LTR. (M103.940)		87-89	113L/37
----	---------------------	--	-------	---------

**280**

L6	2.8 LTR.	Carb. Eng.	73-76	113B
----	----------	------------	-------	------

**280C**

L6	2.8 LTR.	Carb. Eng.	73-76	113B
----	----------	------------	-------	------

**280CE, 280E**

L6	2.8 LTR.	With SAE type Dist. Terminals	1981	113K
L6	2.8 LTR.		77-80	113B

**280S**

L6	2.8 LTR.	Carb. Eng.	1976	113B
L6	2.8 LTR.	Carb. Eng.	69-71	113A

**280SE**

L6	2.8 LTR.	F/inj. Eng.	77-80	113B
L6	2.8 LTR.	F/inj. Eng.	68-72	113A
V8	3.5, 4.5 LTR.	With Push-On Dist. Terminals	69-73	113C/8

**280SEL**

V8	4.5 LTR.	F/inj. Eng.	72-73	113C/8
----	----------	-------------	-------	--------

**300CE**

L6	3.0 LTR. 24-Valve (M104.980)		90-92	113S/39
L6	3.0 LTR. (M103.981)		88-89	113L/37
L6	3.2 LTR. (M104.992 )		1993	483*
L6	3.2 LTR. (M104.992 )	Direct Ignition Coil Only (3 Required)	1993	5004
L6	3.2 LTR. (M104.992 )	Conn. for Direct Ignition Unit (3 Required)	1993	483B

\* This set contains three leads and three coil connectors (#483B). Purchase three # 5004 coils for a complete tune-up.



CY.	APPLICATION	NOTES	YEAR	STI #
-----	-------------	-------	------	-------

**MERCEDES-BENZ - con't**

**300E**

L6	2.6 LTR. (M103.940)		90-92	<b>113L/37</b>
L6	2.8 LTR. (M104.942)		1993	<b>483E*</b>
L6	2.8 LTR. (M104.942)	Direct Ignition Coil Only (3 Required)	1993	<b>5004</b>
L6	2.8 LTR. (M104.942)	Conn. for Direct Ignition Unit (3 Required)	1993	<b>483B</b>
L6	3.0 LTR. (M103.983, M103.985)		86-93	<b>113L/37</b>
L6	3.2 LTR. (M104.992)		1993	<b>483*</b>
L6	3.2 LTR. (M104.992)	Direct Ignition Coil Only (3 Required)	1993	<b>5004</b>
L6	3.2 LTR. (M104.992)	Conn. for Direct Ignition Unit (3 Required)	1993	<b>483B</b>

**300SE**

L6	3.0 LTR. (M103.981)		88-91	<b>113L/37</b>
L6	3.2 LTR. (M104.990)		92-93	<b>113S/39</b>

**300SEL**

L6	3.0 LTR. (M103.981)		88-91	<b>113L/37</b>
V8	3.5, 4.5 LTR.	With Push-On Dist. Terminals	70-73	<b>113C/8</b>
V8	4.5 LTR.	With Screw-On Dist. Terminals	1973	<b>113D/8</b>

**300SL**

L6	3.0 LTR. (M104.981)		90-93	<b>113S/39</b>
L6	3.0 LTR.	With Brown, Non-shielded Plug Conn	61-63	<b>112</b>

**300TE**

L6	3.0 LTR. (M103.983, M103.985)		88-93	<b>113L/37</b>
L6	3.2 LTR. (M104.992)	For Models Utilizing a Distributor Cap	1993	<b>113S/39</b>
L6	3.2 LTR. (M104.992) Models without Cap Only	Fits Chassis From 12-047395 on	1993	<b>483*</b>
L6	3.2 LTR. (M104.992) Models without Cap Only	Direct Ignition Coil Only (3 Required)	1993	<b>5004</b>
L6	3.2 LTR. (M104.992) Models without Cap Only	Conn. for Direct Ignition Unit (3 Required)	1993	<b>483B</b>

**350SL**

V8	4.5 LTR.	With Push-On Dist. Terminals	1972	<b>113C/8</b>
----	----------	------------------------------	------	---------------

**380SE, 380SEC**

V8	3.8 LTR. (M116.962)	This set contains a 36" Coil Lead	82-85	<b>113G/8</b>
----	---------------------	-----------------------------------	-------	---------------

**380SEL**

V8	3.8 LTR. (M116.961, M116.963)	This set contains a 36" Coil Lead	81-83	<b>113G/8</b>
----	-------------------------------	-----------------------------------	-------	---------------

**380SL**

V8	3.8 LTR. (M116.960, M116.962)	This set contains a 36" Coil Lead	81-85	<b>113G/8</b>
----	-------------------------------	-----------------------------------	-------	---------------

**380SLC**

V8	3.8 LTR.	This set contains a 36" Coil Lead	1981	<b>113G/8</b>
----	----------	-----------------------------------	------	---------------

**400E**

V8	4.2 LTR. (M119.971, M119.975)		92-93	<b>113R^</b>
----	-------------------------------	--	-------	--------------

**400SE, 400SEL**

V8	4.2 LTR. (M119.971, M119.975)		92-93	<b>113R^</b>
----	-------------------------------	--	-------	--------------

**420SEL**

V8	4.2 LTR. (M116.965)		86-91	<b>113M</b>
----	---------------------	--	-------	-------------

\* This set contains three leads and three coil connectors (#483B). Purchase three # 5004 coils for a complete tune-up.

^ Set contains 3 Coil leads, only 2 Leads needed. Choose the 2 leads that yield the best fit.

CY.	APPLICATION	NOTES	YEAR	STI #
-----	-------------	-------	------	-------

### MERCEDES-BENZ - con't

<b>450SE/SEL, 450SL/SLC</b>				
V8	4.5 LTR. (M117.985, M117.986)	With Screw-On Dist. Terminals	76-80	113D/8
V8	4.5 LTR.	With Screw-On Dist. Terminals	73-75	113D/8
V8	4.5 LTR.	With Push-On Dist. Terminals	73-75	113C/8
V8	6.9 LTR. (M100.985)	SEL Model Only	77-79	113U
<b>500E</b>				
V8	5.0 LTR. (M119.972, M119.974)		92-93	113R^
<b>500SEC, 500SEL</b>				
V8	5.0 LTR. (M119.970)		92-93	113R^
V8	5.0 LTR. (M117.963)	This set contains a 36" Coil Lead	84-85	113G/8
<b>500SL</b>				
V8	5.0 LTR. (M119.960, M119.972)		90-93	113R^
<b>560SEC, 560SEL</b>				
V8	5.6 LTR. (M117.968)		86-91	113M
<b>560SL</b>				
V8	5.6 LTR. (M117.967)		86-89	113Q
<b>600, LIMO</b>				
V8	6.3 LTR. (M100.980)		66-72	113P
<b>600SEC/SEL, 600SL</b>				
V12	6.0 LTR. (M120.980, M120.981)		92-93	113V
<b>C220</b>				
L4	2.2 LTR. (M111.961)		94-96	482
<b>C230</b>				
L4	1.8 LTR. (M271.948)	Direct Ignition Coil Unit (4 Required)	03-06	5019
L4	2.3 LTR. (M111.981)	Direct Ignition Coil Unit (4 Required)	2002	5018
L4	2.3 LTR. (M111.974, M111.975)		97-01	642**
L4	2.3 LTR. (M111.974, M111.975)	Direct Ignition Coil Only (2 Required)	97-01	5004
L4	2.3 LTR. (M111.974, M111.975)	Conn. for Direct Ignition Unit (2 Required)	97-01	483B
V6	2.5 LTR. (M272.920)	Direct Ignition Coil Unit (6 Required)	06-09	5103
<b>C240</b>				
V6	2.6 LTR. (M112.912)	Use with #5046 Coils (6 Required)	01-05	643^^
<b>C280</b>				
V6	2.8 LTR. DOHC (M112.920)	Use with #5046 Coils (6 Required)	98-00	643^^
L6	2.8 LTR. (M104.941)	From Eng. #011794	96-97	483*
L6	2.8 LTR. (M104.941)	Direct Ignition Coil Only (3 Required)	94-97	5004
L6	2.8 LTR. (M104.941)	Conn. for Direct Ignition Unit (3 Required)	94-97	483B
L6	2.8 LTR. (M104.941)	Up to Eng. #011793	94-96	483E*
V6	3.0 LTR. (M272.940, M272.941)	Direct Ignition Coil Unit (6 Required)	06-07	5103
<b>C300</b>				
V6	3.0 LTR. (M272.947, M272.948)	Direct Ignition Coil Unit (6 Required)	08-10	5103
<b>C320</b>				
V6	3.2 LTR. (M112.946)	Use with #5046 Coils (6 Required)	01-05	643^^
<b>C32 AMG</b>				
V6	3.2 LTR. (M112.961)	Use with #5046 Coils (6 Required)	02-04	643^^

\* This set contains three leads and three coil connectors (#483B). Purchase three # 5004 coils for a complete tune-up.

\*\* This set contains two leads and two coil connectors (#483B). Purchase two #5004 coils for a complete tune-up.

^ Set contains 3 Coil leads, only 2 Leads needed. Choose the 2 leads that yield the best fit.

^^ Order Tool # 2771Z (page # 100) to easily remove & install wire set without destroying it, or your knuckles.

CY.	APPLICATION	NOTES	YEAR	STI #
<b>MERCEDES-BENZ - con't</b>				
<b>C350</b>				
V6	3.5 LTR. (M272.960, M272.961, M272.970)	Direct Ignition Coil Unit (6 Required)	06-10	5103
<b>C36</b>				
L6	3.6 LTR. (M104.941)	From Eng. #011794	96-97	483*
L6	3.6 LTR. (M104.941)	Direct Ignition Coil Only (3 Required)	95-97	5004
L6	3.6 LTR. (M104.941)	Conn. for Direct Ignition Unit (3 Required)	95-97	483B
L6	3.6 LTR. (M104.941)	Up to Eng. #011793	95-96	483E*
<b>C43 AMG</b>				
V8	4.3 LTR. SOHC (M113.944)	Use with #5046 Coils (8 Required)	98-00	661^^
<b>C55 AMG</b>				
V8	5.5 LTR.	Use with #5046 Coils (8 Required)	05-06	661^^
<b>CL500</b>				
V8	5.0 LTR. (M113.960)	Use with #5046 Coils (8 Required)	98-06	661^^
V8	5.0 LTR. (M119.980)	Conn. for Direct Ignition Unit (8 Required)	98-99	483B
<b>CL550</b>				
V8	5.5 LTR. (M273.961, M273.968)	Direct Ignition Coil Unit (8 Required)	07-10	5103
<b>CL55 AMG</b>				
V8	5.5 LTR. SOHC (M113.986)	Use with #5046 Coils (8 Required)	01-06	661^^
<b>CL600</b>				
V12	6.0 LTR. (M120.982)	Direct Ignition Coil Only (12 Required)	98-99	5083**
V12	6.0 LTR. (M120.982)	Conn. for Direct Ignition Unit (12 Req)	98-99	483B
<b>CLK320</b>				
V6	3.2 LTR. DOHC (M112.940)	Use with #5046 Coils (6 Required)	98-05	643^^
<b>CLK350</b>				
V6	3.5 LTR. (M272.960)	Direct Ignition Coil Unit (6 Required)	06-09	5103
<b>CLK430</b>				
V8	4.3 LTR. (M113.943)	Use with #5046 Coils (8 Required)	99-03	661^^
<b>CLK500</b>				
V8	5.0 LTR. SOHC (M113.968)	Use with #5046 Coils (8 Required)	03-06	661^^
<b>CLK550</b>				
V8	5.5 LTR. (M273.967)	Direct Ignition Coil Unit (8 Required)	07-09	5103
<b>CLK55 AMG</b>				
V8	5.5 LTR. (M113.984)	Use with #5046 Coils (8 Required)	01-06	661^^
<b>CLS500</b>				
V8	5.0 LTR. SOHC (M113.967)	Use with #5046 Coils (8 Required)	2006	661^^
<b>CLS550</b>				
V8	5.5 LTR. (M273.960)	Direct Ignition Coil Unit (8 Required)	07-10	5103
<b>CLS55 AMG</b>				
V8	5.5 LTR. SOHC (M113.990)	Use with #5046 Coils (8 Required)	2006	661^^
<b>E300</b>				
L6	2.8 LTR. (M104.942)		1993	483*
L6	2.8 LTR. (M104.942)	Conn. for Direct Ignition Unit (3 Required)	1993	483B
L6	2.8 LTR. (M104.942)	Direct Ignition Coil Only (3 Required)	1993	5004

\* This set contains three leads and three coil connectors (#483B). Purchase three # 5004 coils for a complete tune-up.

\*\* Use coil connector # 483B with this coil.

^^ Order Tool # 2771Z (page # 100) to easily remove & install wire set without destroying it, or your knuckles.



CY.	APPLICATION	NOTES	YEAR	STI #
-----	-------------	-------	------	-------

**MERCEDES-BENZ - con't**

<b>E320</b>				
V6	3.2 LTR. (M112.941)	Use with #5046 Coils (6 Required)	98-05	643^^
L6	3.2 LTR. (M104.995, M104.992)	From Eng. #047395	96-97	483*
L6	3.2 LTR. (M104.995, M104.992)	Direct Ignition Coil Only (3 Required)	94-97	5004
L6	3.2 LTR. (M104.995, M104.992)	Conn. for Direct Ignition Unit (3 Required)	94-97	483B
L6	3.2 LTR. (M104.995, M104.992)	Up to Eng. #047394	94-95	483E*
<b>E350</b>				
V6	3.5 LTR. (M272.964/972/980/977/988)	Direct Ignition Coil Unit (6 Required)	06-10	5103
<b>E420</b>				
V8	4.2 LTR. (M119.985)	Direct Ignition Coil Only (8 Required)	1997	5083**
V8	4.2 LTR. (M119.985)	Conn. for Direct Ignition Unit (8 Required)	96-97	483B
V8	4.2 LTR. (M119.975)	Up to Eng. #017142	94-95	113R^
<b>E430</b>				
V8	4.3 LTR. (M113.940)	Use with #5046 Coils (8 Required)	98-02	661^^
<b>E500</b>				
V8	5.0 LTR. SOHC (M113.967)	Use with #5046 Coils (8 Required)	03-06	661^^
V8	5.0 LTR. (M119.974)		1994	113R^
<b>E550</b>				
V8	5.5 LTR. (M273.960/962/966/970/971)	Direct Ignition Coil Only (8 Required)	07-10	5103
<b>E55 AMG</b>				
V8	5.5 LTR. SOHC (M113.980, M113.990)	Use with #5046 Coils (8 Required)	99-06	661^^
<b>G500</b>				
V8	5.0 LTR. SOHC (M113.962)	Use with #5046 Coils (8 Required)	02-08	661^^
<b>G550</b>				
V8	5.5 LTR. (M273.963)	Direct Ignition Coil Only (8 Required)	09-10	5103
<b>G55 AMG</b>				
V8	5.5 LTR. SOHC (M113.982)	Use with #5046 Coils (8 Required)	03-08	661^^
<b>GL450</b>				
V8	4.6 LTR. (M273.923)	Direct Ignition Coil Only (8 Required)	07-10	5103
<b>GL550</b>				
V8	5.5 LTR. (M273.963)	Direct Ignition Coil Only (8 Required)	08-10	5103
<b>GLK350</b>				
V6	3.5 LTR. (M272.971, M272.991)	Direct Ignition Coil Unit (6 Required)	2010	5103
<b>ML320</b>				
V6	3.2 LTR. SOHC (M112.942)	Use with #5046 Coils (6 Required)	98-03	643^^
<b>ML350</b>				
V6	3.5 LTR. (M272.967)	Direct Ignition Coil Unit (6 Required)	06-10	5103
V6	3.7 LTR. SOHC (M112.970)	Use with #5046 Coils (6 Required)	03-05	643^^

\* This set contains three leads and three coil connectors (#483B). Purchase three # 5004 coils for a complete tune-up.

\*\* Use coil connector # 483B with this coil.

^ Set contains 3 Coil leads, only 2 Leads needed. Choose the 2 leads that yield the best fit.

^^ Order Tool # 2771Z (page # 100) to easily remove & install wire set without destroying it, or your knuckles.



CY.	APPLICATION	NOTES	YEAR	STI #
-----	-------------	-------	------	-------

**MERCEDES-BENZ - con't**

<b>ML430</b>				
V8	4.3 LTR. SOHC (M113.942)	Use with #5046 Coils (8 Required)	99-01	661^^
<b>ML450</b>				
V6	3.5 LTR. (M272.973)	Direct Ignition Coil Unit (6 Required)	2010	5103
<b>ML500</b>				
V8	5.0 LTR. SOHC (M113.965)	Use with #5046 Coils (8 Required)	02-07	661^^
<b>ML550</b>				
V8	5.5 LTR. (M273.963)	Direct Ignition Coil Only (8 Required)	08-10	5103
<b>ML55 AMG</b>				
V8	5.5 LTR. (M113.981)	Use with #5046 Coils (8 Required)	00-03	661^^
<b>R350</b>				
V6	3.5 LTR. (M272.967)	Direct Ignition Coil Unit (6 Required)	06-10	5103
<b>R500</b>				
V8	5.0 LTR. SOHC (M113.971)	Use with #5046 Coils (8 Required)	06-07	661^^
<b>S320</b>				
L6	3.2 LTR. (M104.994)	From Eng. #016469	96-00	483*
L6	3.2 LTR. (M104.994)	Direct Ignition Coil Only (3 Required)	94-00	5004
L6	3.2 LTR. (M104.994)	Conn. for Direct Ignition Unit (3 Required)	94-00	483B
L6	3.2 LTR. (M104.994)	Up to Eng. #016468	94-96	483E*
<b>S350</b>				
V6	3.7 LTR.	Use with #5046 Coils (6 Required)	2006	643^^
<b>S400</b>				
V6	3.5 LTR. (M272.974)	Direct Ignition Coil Unit (6 Required)	2010	5103
<b>S420</b>				
V8	4.2 LTR. (M119.985)	Direct Ignition Coil Only (8 Required)	96-99	5083**
V8	4.2 LTR. (M119.981)	Conn. for Direct Ignition Unit (8 Required)	96-99	483B
V8	4.2 LTR. (M119.971)		94-95	113R^
<b>S430</b>				
V8	4.3 LTR. (M113.941)	Use with #5046 Coils (8 Required)	00-06	661^^
<b>S500</b>				
V8	5.0 LTR. (M113.960)	Use with #5046 Coils (8 Required)	00-06	661^^
V8	5.0 LTR. (M119.980)	Direct Ignition Coil Only (8 Required)	96-99	5083**
V8	5.0 LTR. (M119.980)	Conn. for Direct Ignition Unit (8 Required)	96-99	483B
V8	5.0 LTR. (M119.970)		94-95	113R^
<b>S550</b>				
V8	5.5 LTR. (M273.961, M273.968)	Direct Ignition Coil Only (8 Required)	07-10	5103
<b>S55 AMG</b>				
V8	5.5 LTR. SOHC (M113.986)	Use with #5046 Coils (8 Required)	01-06	661^^

\* This set contains three leads and three coil connectors (#483B). Purchase three # 5004 coils for a complete tune-up.

\*\* Use coil connector # 483B with this coil.

^ Set contains 3 Coil leads, only 2 Leads needed. Choose the 2 leads that yield the best fit.

^^ Order Tool # 2771Z (page # 100) to easily remove & install wire set without destroying it, or your knuckles.



CY.	APPLICATION	NOTES	YEAR	STI #
-----	-------------	-------	------	-------

**MERCEDES-BENZ - con't**

<b>S600</b>				
V12	6.0 LTR. (M120.982)	Direct Ignition Coil Only (12 Required)	96-99	<b>5083**</b>
V12	6.0 LTR. (M120.982)	Conn. for Direct Ignition Unit (12 Req)	96-99	<b>483B</b>
V12	6.0 LTR. (M120.980, M120.981)		94-95	<b>113V</b>
<b>SL320</b>				
L6	3.2 LTR. (M104.991)	From Eng. #005249	96-97	<b>483*</b>
L6	3.2 LTR. (M104.991)	Direct Ignition Coil Only (3 Required)	94-97	<b>5004</b>
L6	3.2 LTR. (M104.991)	Conn. for Direct Ignition Unit (3 Required)	94-97	<b>483B</b>
L6	3.2 LTR. (M104.991)	Up to Eng. #005248	94-96	<b>483E*</b>
<b>SL500</b>				
V8	5.0 LTR. (M113.961, M113.963)	Use with #5046 Coils (8 Required)	99-06	<b>661^^</b>
V8	5.0 LTR. (M119.982)	Direct Ignition Coil Only (8 Required)	96-98	<b>5083**</b>
V8	5.0 LTR. (M119.982)	Conn. for Direct Ignition Unit (8 Required)	96-98	<b>483B</b>
V8	5.0 LTR. (M119.972)		94-95	<b>113R^</b>
<b>SL550</b>				
V8	5.5 LTR. (M273.965)	Direct Ignition Coil Only (8 Required)	07-11	<b>5103</b>
<b>SL55 AMG</b>				
V8	5.5 LTR. SOHC (M113.992)	Use with #5046 Coils (8 Required)	03-08	<b>661^^</b>
<b>SL600</b>				
V12	6.0 LTR. (M120.983)	Direct Ignition Coil Only (12 Required)	96-02	<b>5083**</b>
V12	6.0 LTR. (M120.983)	Conn. for Direct Ignition Unit (12 Req)	96-02	<b>483B</b>
V12	6.0 LTR. (M120.980, M120.981)		94-95	<b>113V</b>
<b>SLK55 AMG</b>				
V8	5.5 LTR.	Use with #5046 Coils (8 Required)	05-08	<b>661^^</b>
<b>SLK230</b>				
L4	2.3 LTR. (M111.983)	Direct Ignition Coil Unit (4 Required)	01-04	<b>5018</b>
L4	2.3 LTR. DOHC (M111.973) Supercharged		98-00	<b>642*</b>
L4	2.3 LTR. DOHC (M111.973) Supercharged	Direct Ignition Coil Only (2 Required)	98-00	<b>5004</b>
L4	2.3 LTR. DOHC (M111.973) Supercharged	Conn. for Direct Ignition Unit (2 Required)	98-00	<b>483B</b>
<b>SLK280</b>				
V6	3.0 LTR. (M272.942)	Direct Ignition Coil Unit (6 Required)	06-08	<b>5103</b>
<b>SLK300</b>				
V6	3.0 LTR. (M272.942)	Direct Ignition Coil Unit (6 Required)	09-10	<b>5103</b>
<b>SLK320</b>				
V6	3.2 LTR. (M112.947)	Use with #5046 Coils (6 Required)	01-04	<b>643^^</b>
<b>SLK32 AMG</b>				
V6	3.2 LTR. SOHC (M112.960)	Use with #5046 Coils (6 Required)	02-04	<b>643^^</b>
<b>SLK350</b>				
V6	3.5 LTR. (M272.963, M272.969)	Direct Ignition Coil Unit (6 Required)	05-10	<b>5103</b>

\* This set contains three leads and three coil connectors (#483B). Purchase three # 5004 coils for a complete tune-up.

\*\* Use coil connector # 483B with this coil.

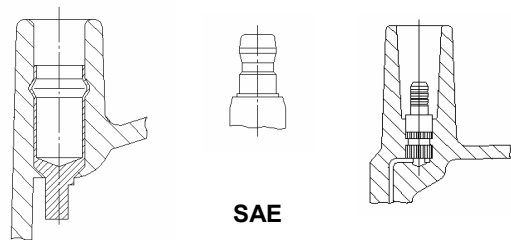
^ Set contains 3 Coil leads, only 2 Leads needed. Choose the 2 leads that yield the best fit.

^^ Order Tool # 2771Z (page # 100) to easily remove & install wire set without destroying it, or your knuckles.

## MERCEDES-BENZ WIRE SET CONNECTIONS

STI #'S	SPARK PLUG	DIST.	COIL
111, 112, 113, 113A, 113C/8, 113E, 113P	M4 (Threaded)	Push-On	Push-On
113B, 113D/8, 113G/8, 113U	M4 (Threaded)	Screw-On	Push-On
113K, 113M, 113Q	M4 (Threaded)	SAE	Push-On
113F, 113L/37, 113N, 113R, 113S/39, 113V	SAE	SAE	Push-On
482, 483, 483E, 642, 643, 661	SAE	Screw on	None

### Distributor Cap & Coil Types

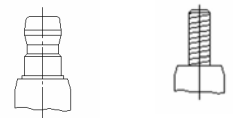


Push-On

SAE

Screw-On

### Spark Plug Types



SAE

M4  
(Threaded)



CY.	APPLICATION	NOTES	YEAR	STI #
-----	-------------	-------	------	-------

**MERCURY**

<b>BOBCAT</b>				
L4	2.3 LTR.		77-80	267
L4	2.3 LTR.		75-76	129

<b>CAPRI</b>				
L4	1.6 LTR. incl. Turbo		91-94	460
L4	1.6, 2.0, 2.3 LTR.		71-76	129
L4	2.3 LTR.		77-86	267
V8	5.0 LTR. (302)		84-86	698

<b>COLONY PARK</b>				
V8	5.8 LTR. (351)	Canada	1985	698
V8	5.8 LTR. (351)		1981	698
V8	5.8 LTR. (351)	Calif.	79-80	698

<b>COUGAR</b>				
L4	2.0 LTR. (122)		99-02	741
L4	2.0 LTR.	Coil Pack (1 Required)	99-02	5074
L4	2.3 LTR.		81-86	267
V6	2.5 LTR. (152)		01-02	787
V6	2.5 LTR.	Coil Pack (1 Required)	2001	5055
V6	2.5 LTR. (152)		99-00	720
V6	3.8 LTR. (232)	Excluding Calif.	94-96	735
V6	3.8 LTR. (232)		91-93	735
V6	3.8 LTR. (232)	Excluding Supercharged Eng.	89-90	735
V8	4.6 LTR. (281) (W)	Coil Pack (2 Required)	94-97	5074
V8	5.0 LTR. (302)		91-93	763
V8	5.8 LTR. (351) (W)		1980	698
V8	5.8 LTR. (351) (W)	Calif.	1979	698

<b>GRAND MARQUIS, MARQUIS</b>				
L4	2.3 LTR.		83-86	267
V8	4.6 LTR. F/inj. Eng.	Direct Ignition Coil Unit (8 Required)	98-09	5011*
V8	4.6 LTR.		96-97	676
V8	4.6 LTR.	Coil Pack (2 Required)	92-97	5074
V8	4.6 LTR.		92-95	468
V8	5.8 LTR. (351)	Canada	88-89	698
V8	5.8 LTR. (351)	Canada	83-85	698
V8	5.8 LTR. (351)		81-82	698
V8	5.8 LTR. (351)	Excluding Calif.	1980	698
V8	5.8 LTR. (351) (H)	Calif.	1979	698

<b>MARAUDER</b>				
V8	4.6 LTR.	Direct Ignition Coil Unit (8 Required)	2004	5084

\* Order STI # 5011B if you need the Connector and Spring Only.



CY.	APPLICATION	NOTES	YEAR	STI #
<b>MERCURY - con't</b>				
<b>MARINER</b>				
L4	2.3 LTR. DOHC	Direct Ignition Coil Unit (4 Required)	05-08	<b>5053</b>
L4	2.5 LTR.	Direct Ignition Coil Unit (4 Required)	09-10	<b>5097</b>
V6	3.0 LTR. DOHC	Direct Ignition Coil Unit (6 Required)	05-08	<b>5048</b>
<b>MILAN</b>				
L4	2.3 LTR. DOHC	Direct Ignition Coil Unit (4 Required)	2006	<b>5053</b>
L4	2.5 LTR.	Direct Ignition Coil Unit (4 Required)	2010	<b>5097</b>
<b>MONTEGO</b>				
V6	3.0 LTR. DOHC	Direct Ignition Coil Unit (6 Required)	05-07	<b>5048</b>
<b>MONTEREY</b>				
V6	4.2 LTR.		04-07	<b>811</b>
V6	4.2 LTR.	Coil Pack (1 Required)	04-07	<b>5055</b>
<b>MOUNTAINEER</b>				
V6	4.0 LTR. (245)		01-08	<b>693</b>
V6	4.0 LTR.		98-00	<b>674</b>
V8	4.6 LTR.	Direct Ignition Coil Unit (8 Required)	09-10	<b>5096^</b>
V8	4.6 LTR. (281) F/inj (8)	Direct Ignition Coil Unit (8 Required)	07-08	<b>5071</b>
V8	4.6 LTR. F/inj. Eng.	Direct Ignition Coil Unit (8 Required)	02-06	<b>5011*</b>
V8	5.0 LTR. (302)		98-01	<b>753</b>
V8	5.0 LTR. (302)	Coil Pack (2 Required)	97-01	<b>5074</b>
V8	5.0 LTR. (302)		1997	<b>774</b>
<b>MYSTIQUE</b>				
L4	2.0 LTR. (122)		2000	<b>754</b>
L4	2.0 LTR. (122)	Coil Pack (1 Required)	2000	<b>5054</b>
L4	2.0 LTR. (122)	Up To <b>5/02/99</b>	1999	<b>741</b>
L4	2.0 LTR. (122)	Up To <b>5/02/99</b> Coil Pack (1 Required)	1999	<b>5074</b>
L4	2.0 LTR. (122)	From <b>5/03/99</b> on	1999	<b>754</b>
L4	2.0 LTR. (122)	From <b>5/03/99</b> on Coil Pack (1 Required)	1999	<b>5054</b>
L4	2.0 LTR. (122)		95-98	<b>741</b>
L4	2.0 LTR. (122)	Coil Pack (1 Required)	95-98	<b>5074</b>
V6	2.5 LTR. (152)		97-00	<b>720</b>
<b>SABLE</b>				
V6	3.0 LTR. (182) (S) DOHC		01-05	<b>793**</b>
V6	3.0 LTR. (182) (S) DOHC		96-99	<b>775</b>
V6	3.0 LTR. OHV (U)		01-05	<b>695**</b>
V6	3.0 LTR. DOHC & OHV <b>12 VALVE</b>	Coil Pack (1 Required)	01-05	<b>5055</b>
V6	3.0 LTR. (182) OHV 2	<b>Flex Fuel</b>	2004	<b>695**</b>
V6	3.0 LTR. (182) OHV 2	<b>Flex Fuel</b>	2001	<b>695**</b>
V6	3.0 LTR. DOHC 24 VALVE (S)	Direct Ignition Coil Unit (6 Required)	2004	<b>5048</b>
V6	3.0 LTR. (182) OHV (U)		96-00	<b>742</b>
V6	3.0 LTR. DOHC 24 VALVE (S)	Direct Ignition Coil Unit (6 Required)	2000	<b>5048</b>
V6	3.0 LTR. OHV		1995	<b>605</b>
V6	3.0 LTR. OHV		86-94	<b>496</b>
V6	3.8 LTR. (232)		91-95	<b>736</b>

\* Order STI # 5011B if you need the Connector and Spring Only.

\*\* Use this wire set in conjunction with #5055 Coil Pack (1 Req)

^ with Brown coil boots



CY.	APPLICATION	NOTES	YEAR	STI #
-----	-------------	-------	------	-------

**MERCURY - con't**

**TOPAZ**

L4	2.3 LTR. (140)		88-94	733
V6	3.0 LTR.		92-94	496

**TRACER**

L4	1.6 LTR.		87-90	265
L4	1.9 LTR.		91-96	612
L4	1.9 LTR.	Coil Pack (1 Required)	91-96	5074
L4	2.0 LTR. (122)		97-99	747
L4	2.0 LTR.	Coil Pack (1 Required)	97-99	5074

**TRACER LTS**

L4	1.8 LTR. DOHC		91-96	378
----	---------------	--	-------	-----

**VILLAGER**

V6	3.0 LTR.		93-98	493
V6	3.3 LTR.		99-02	703

**ZEPHYR**

L4	2.3 LTR.		78-83	267
----	----------	--	-------	-----

**MERKUR**

**SCORPIO**

V6	2.9 LTR.		88-89	427
----	----------	--	-------	-----

**XR4Ti**

L4	2.3 LTR. Turbo		85-89	428
----	----------------	--	-------	-----

**MG**

**MGB, MGB-GT**

L4	1.8 LTR.		68-80	146
----	----------	--	-------	-----

**MIDGET**

L4	1.3, 1.5 LTR.		73-80	146
----	---------------	--	-------	-----



CY.	APPLICATION	NOTES	YEAR	STI #
-----	-------------	-------	------	-------

**MITSUBISHI**

**3000GT**

V6	3.0 LTR. DOHC incl. Turbo		98-99	<b>687</b>
V6	3.0 LTR. SOHC		97-98	<b>688</b>
V6	3.0 LTR. DOHC incl. Turbo		91-97	<b>474</b>

**CORDIA**

L4	1.8, 2.0 LTR. incl. Turbo		83-88	<b>314</b>
----	---------------------------	--	-------	------------

**DIAMANTE**

V6	3.0 LTR. <b>DOHC</b>	LS	92-95	<b>474</b>
V6	3.0 LTR. SOHC		92-96	<b>422</b>
V6	3.0 LTR. SOHC	Calif. Only	93-95	<b>602</b>
V6	3.5 LTR.		97-04	<b>686</b>

**DIAMANTE WAGON**

V6	3.0 LTR. SOHC		93-95	<b>602</b>
----	---------------	--	-------	------------

**ECLIPSE**

L4	1.8 LTR. SOHC		89-94	<b>314</b>
L4	2.0 LTR. DOHC (420A)		95-99	<b>624</b>
L4	2.0 LTR. DOHC (4G63) <b>Turbo</b>		90-99	<b>425</b>
L4	2.4 LTR. SOHC		00-05	<b>718**</b>
L4	2.4 LTR. SOHC	Direct Ignition Coil Unit (2 Required)	00-05	<b>5002^</b>
L4	2.4 LTR. SOHC (4G64)		96-99	<b>681</b>
V6	3.0 LTR.		00-05	<b>648</b>

**EXPO**

L4	2.4 LTR.	Including 4WD	93-96	<b>492</b>
L4	2.4 LTR.	Including 4WD	1992	<b>314</b>

**EXPO LVR**

L4	1.8, 2.4 LTR.	Including 4WD	92-94	<b>492</b>
----	---------------	---------------	-------	------------

**GALANT**

L4	2.0 LTR. SOHC	GALANT LS	1993	<b>492</b>
L4	2.0 LTR. DOHC incl. Turbo	GS, GSR, GSX, VR-4	89-92	<b>425</b>
L4	2.0, 2.4 LTR. SOHC	This set contains 7" & 15" Coil Leads	85-92	<b>314</b>
L4	2.4 LTR.		99-03	<b>718**</b>
L4	2.4 LTR.	Direct Ignition Coil Unit (2 Required)	99-03	<b>5002</b>
L4	2.4 LTR. SOHC		94-98	<b>492</b>
L4	2.4 LTR. DOHC		1994	<b>425</b>
V6	3.0 LTR.		99-03	<b>648</b>

**GALANT SIGMA**

V6	3.0 LTR.		88-90	<b>310</b>
----	----------	--	-------	------------

\*\* This set has two leads. The other two cylinders use Direct Ignition Coils STI #5002.



CY.	APPLICATION	NOTES	YEAR	STI #
-----	-------------	-------	------	-------

**MITSUBISHI - con't**

**LANCER**

L4	2.0 LTR. DOHC (4G63)	Evolution w/Turbo	03-06	796^^
L4	2.0 LTR.		02-06	718**
L4	2.0 LTR. <b>Excluding Turbo</b>	Direct Ignition Coil Unit (2 Required)	02-06	5002
L4	2.4 LTR.		04-06	718**
L4	2.4 LTR.	Direct Ignition Coil Unit (2 Required)	04-06	5002

**MIRAGE**

L4	1.5 LTR. SOHC		91-02	330
L4	1.5 LTR. SOHC		89-90	375
L4	1.5, 1.6 LTR. incl. Turbo		85-88	314
L4	1.6 LTR. DOHC (4G61)		89-92	425
L4	1.8 LTR.		97-02	718**
L4	1.8 LTR.	Direct Ignition Coil Unit (2 Required)	97-02	5002
L4	1.8 LTR. SOHC		93-96	492

**MONTERO**

L4	2.6 LTR.		87-89	314
L4	2.6 LTR.		83-86	227
V6	3.0 LTR. SOHC 24-Valve		95-96	657
V6	3.0 LTR. SOHC		89-94	414
V6	3.5 LTR. SOHC 24-Valve		97-02	680
V6	3.5 LTR. DOHC		94-96	679*
V6	3.8 LTR.		03-06	799*

**MONTERO SPORT**

L4	2.4 LTR. SOHC (4G64)		97-99	689
V6	3.0 LTR. SOHC 24-Valve (6G72)		97-03	680
V6	3.5 LTR. SOHC 24-Valve (6G74)		99-04	680

**OUTLANDER**

L4	2.4 LTR.		03-05	718**
L4	2.4 LTR.	Direct Ignition Coil Unit (2 Required)	03-05	5002

**PICKUP (MIGHTY MAX)**

L4	2.0 LTR.		83-89	227
L4	2.4 LTR.		90-96	314
L4	2.6 LTR.		87-89	312
L4	2.6 LTR.		83-86	227
V6	3.0 LTR.		90-94	414

\* This set has only three leads. The other three cylinders use Direct Ignition (N/A).

\*\* This set contains two leads. Purchase two # 5002 coils for a complete tune-up.

^^ This set has two leads. The other two cylinders use Direct Ignition Coil (N/A).

CY.	APPLICATION	NOTES	YEAR	STI #
<b>MITSUBISHI - con't</b>				
<b>PRECIS</b>				
L4	1.5 LTR.		90-93	<b>375</b>
L4	1.5 LTR.		87-89	<b>187</b>
<b>STARION</b>				
L4	2.6 LTR. Turbo		83-89	<b>227</b>
<b>TREDIA</b>				
L4	1.8, 2.0 LTR. incl. Turbo		83-88	<b>314</b>
<b>VAN</b>				
L4	2.4 LTR.		87-90	<b>314</b>
<b>NISSAN</b>				
<b>210</b>				
L4	1.2, 1.4, 1.5 LTR.		79-82	<b>210</b>
<b>310</b>				
L4	1.5 LTR. (E15)		1982	<b>260</b>
<b>350Z</b>				
V6	3.5 LTR.	Direct Ignition Coil Unit (6 Required)	03-06	<b>5027</b>
<b>510</b>				
L4	2.0 LTR. (Z20S)	With 8 Plug Ignition System	80-81	<b>217</b>
<b>810</b>				
L6	2.4 LTR.		77-81	<b>118</b>
<b>200SX</b>				
L4	1.6 LTR. DOHC (GA16DE)		95-98	<b>420</b>
L4	1.8 LTR. (CA18ET)		84-88	<b>279</b>
L4	2.0 LTR. DOHC (SR20DE)		1998	<b>670</b>
L4	2.0 LTR. DOHC (SR20DE)		95-97	<b>618</b>
L4	2.0 LTR. (CA20E)		84-88	<b>279</b>
L4	2.0, 2.2 LTR. (Z20E, Z22E)	Including Calif.	80-81	<b>217</b>
V6	3.0 LTR. (VG30E)		87-88	<b>327</b>
<b>240SX</b>				
L4	2.4 LTR. DOHC (KA24DE)		95-98	<b>418*</b>
L4	2.4 LTR. DOHC (KA24DE)		91-94	<b>418</b>
L4	2.4 LTR. (KA24E)		89-90	<b>409</b>
<b>240Z, 260Z, 280Z, 280ZX</b>				
L6	2.4, 2.6, 2.8 LTR. including Turbo		70-83	<b>118</b>

\* This set contains a Coil Wire not needed in this application.



CY.	APPLICATION	NOTES	YEAR	STI #
-----	-------------	-------	------	-------

**NISSAN - con't****300ZX**

V6	3.0 LTR. (VG30DE)	Direct Ignition Coil Only (6 Required)	90-96	5029^^
V6	3.0 LTR. (VG30E, VG30ET) including Turbo	Made with Silicone Ends	84-89	284
V6	3.0 LTR. (VG30E, VG30ET) including Turbo	Made with OEM Type Ends	84-89	284B

**ALTIMA**

L4	2.4 LTR. (KA24DE)		97-01	662
L4	2.4 LTR. (KA24DE)		93-96	456
L4	2.5 LTR.	Direct Ignition Coil Unit (4 Required)	02-06	5026
V6	3.5 LTR.	Direct Ignition Coil Unit (6 Required)	02-06	5028

**ARMADA**

V8	5.6 LTR. DOHC (VK56DE)	Direct Ignition Coil Unit (8 Required)	04-07	5049
----	------------------------	--	-------	------

**AXCESS**

L4	2.4 LTR. (KA24E)		90-92	409
----	------------------	--	-------	-----

**B110, 1200**

L4	1.2 LTR.		70-73	210
----	----------	--	-------	-----

**B210**

L4	1.3, 1.4 LTR		73-78	210
----	--------------	--	-------	-----

**D21 PICKUP**

L4	2.4 LTR. (KA24E)		90-97	409
L4	2.4 LTR. (Z24)		86-89	297
V6	3.0 LTR. (VG30E)		90-96	423
V6	3.0 LTR. (VG30i)		86-89	404

**FRONTIER**

L4	2.4 LTR.		02-04	744
L4	2.4 LTR. DOHC (KA24DE)		98-01	662*
V6	3.3 LTR.	Supercharged Eng.	01-04	745
V6	3.3 LTR.	Excluding Supercharged Eng.	02-04	743
L4	3.3 LTR.		99-01	671
V6	4.0 LTR.	Direct Ignition Coil Unit (6 Required)	05-09	5028

**MAXIMA**

L6	2.4 LTR. (L24E)		82-84	118
V6	3.0 LTR. VQ30DE, Right Bank (A33 Chassis)	Ign. Coil Unit (3 Req) from 4/99 on	99.04-01	5035***
V6	3.0 LTR. VQ30DE, Left Bank (A33 Chassis)	Ign. Coil Unit (3 Req) from 4/99 on	99.04-01	5036^
V6	3.0 LTR. VQ30DE, Right Bank (A32 Chassis)	Ign. Coil Unit (3 Req) up to 3/99	95-99.03	5000
V6	3.0 LTR. VQ30DE, Left Bank (A32 Chassis)	Ign. Coil Unit (3 Req) up to 3/99	95-99.03	5001
V6	3.0 LTR. (VG30E)		89-94	424
V6	3.0 LTR. (VG30E)	Made with OEM Type Ends	86-88	343
V6	3.0 LTR. (VG30E)	Made with Silicone Ends	1985	284**
V6	3.5 LTR.	Direct Ignition Coil Unit (6 Required)	02-08	5028

**MURANO**

V6	3.5 LTR.	Direct Ignition Coil Unit (6 Required)	03-07	5028
----	----------	--	-------	------

\* This set contains a Coil Wire not needed in this application.

\*\* Order STI # 284B for set with OE Type Plug Connectors.

\*\*\* Firewall Side

^ Radiator Side

^^ This Direct Ignition Coil does not include the connector boot.



CY.	APPLICATION	NOTES	YEAR	STI #
-----	-------------	-------	------	-------

**NISSAN - con't**

<b>NX</b>				
L4	1.6 LTR. (GA16DE)		91-93	<b>420</b>
L4	2.0 LTR. (SR20DE)		91-93	<b>421</b>
<b>PATHFINDER</b>				
L4	2.4 LTR. (Z24i)		87-89	<b>297</b>
V6	3.0 LTR. (VG30E)		90-95	<b>423</b>
V6	3.0 LTR. (VG30i)		87-89	<b>404</b>
V6	3.3 LTR. (VG33E)		96-00	<b>671</b>
V6	3.5 LTR. From July 2001 on	Direct Ignition Coil Unit (6 Required)	01.07-04	<b>5028</b>
V6	4.0 LTR.	Direct Ignition Coil Unit (6 Required)	05-09	<b>5028</b>
<b>PICKUP</b>				
L4	2.0, 2.2, 2.4 LTR. (Z20, Z22, Z24)		81-86	<b>217</b>
<b>PULSAR</b>				
L4	1.5 LTR. (E15ET)		83-84	<b>260</b>
L4	1.6 LTR. (GA16i)	Made with OEM Type Ends	89-90	<b>377</b>
L4	1.6 LTR. (E16)		83-88	<b>260**</b>
<b>QUEST</b>				
V6	3.0 LTR. (VG30E)		93-98	<b>493</b>
V6	3.3 LTR. (VG33DE)		99-02	<b>703</b>
V6	3.5 LTR.	Direct Ignition Coil Unit (6 Required)	04-09	<b>5028</b>
<b>SENTRA</b>				
L4	1.5, 1.6 LTR. (E15, E16, E16S, E16i)		82-88	<b>260</b>
L4	1.6 LTR. DOHC (GA16DE)		91-99	<b>420</b>
L4	1.6 LTR. (GA16i)		89-90	<b>377</b>
L4	1.8 LTR. (QG18DE)	Direct Igni Coil Unit (4 Req) <b>from Aug 01</b>	01.08-06	<b>5033</b>
L4	1.8 LTR. DOHC	Direct Ignition Coil Unit (4 Required)	00-01	<b>5008</b>
L4	2.0 LTR. (MR20DE)	Direct Ignition Coil Unit (4 Required)	07-09	<b>5067</b>
L4	2.0 LTR. DOHC (SR20DE)		98-01	<b>670</b>
L4	2.0 LTR. DOHC (SR20DE)		91-94	<b>421</b>
L4	2.5 LTR.	Direct Ignition Coil Unit (4 Required)	02-06	<b>5026</b>
<b>STANZA</b>				
L4	2.0 LTR. (CA20E)	This set contains two 9" Coil Leads	87-89	<b>309</b>
L4	2.0 LTR. (CA20E, CA20S)	This set contains two 23" Coil Leads	82-86	<b>236</b>
L4	2.4 LTR. (KA24E)		90-92	<b>409</b>
<b>STANZA WAGON</b>				
L4	2.0 LTR. (CA20E)	This set contains two 23" Coil Leads	86-89	<b>236</b>
<b>TITAN</b>				
V8	5.6 LTR. DOHC (VK56DE)	Direct Ignition Coil Unit (8 Required)	04-07	<b>5049</b>
<b>VAN</b>				
L4	2.4 LTR. (Z24)		87-90	<b>236</b>

\*\* Order STI # 284B for set with OE Type Plug Connectors.



CY.	APPLICATION	NOTES	YEAR	STI #
-----	-------------	-------	------	-------

**NISSAN - con't**

**XTERRA**

L4	2.4 LTR.		02-04	<b>744</b>
L4	2.4 LTR.		00-01	<b>662^</b>
V6	3.3 LTR.	Supercharged Eng.	02-04	<b>745</b>
V6	3.3 LTR.	<b>Excluding Supercharged Eng.</b>	02-04	<b>743</b>
L4	3.3 LTR.		00-01	<b>671</b>
V6	4.0 LTR.	Direct Ignition Coil Unit (6 Required)	05-09	<b>5028</b>

^ This set contains a Coil Wire not needed in this application.

CY.	APPLICATION	NOTES	YEAR	STI #
-----	-------------	-------	------	-------

### OLDSMOBILE

#### 88, LSS, DELTA 88, CUSTOM CRUISER

V6	3.8 LTR. (231) (K)	Excluding Supercharged Eng.	1999	750
V6	3.8 LTR. (231) (1)	Supercharged Eng.	96-99	768
V6	3.8 LTR. (231) (K)	Excluding Supercharged Eng.	95-98	752
V6	3.8 LTR. (231) (1)	Supercharged	1995	707
V6	3.8 LTR. (231) (L)		93-94	707
V6	3.8 LTR. (231) (L)	With Delco Coil Pack	1992	707
V6	3.8 LTR. (231)	with Magnavox Coil Pack	1992	780
V6	3.8 LTR. (231)		90-91	780

#### 98, REGENCY

V6	3.8 LTR. (231)		96-98	752
V6	3.8 LTR. (231) (L, 1) incl. Supercharged	Excludes K Codes	93-95	707
V6	3.8 LTR. (231) (K)	Excluding Supercharged Eng.	1995	752
V6	3.8 LTR. (231) (1) Supercharged	With Delco Coil Pack	1992	707
V6	3.8 LTR. (231)	with Magnavox Coil Pack	1992	780
V6	3.8 LTR. (231)		90-91	780

#### ACHIEVA

L4	2.3 LTR.	Set contains Four Connectors	92-95	712
L4	2.4 LTR. (146)	Set contains Four Connectors	96-98	712
V6	3.1 LTR. (189) (M)		94-98	710

#### ALERO

L4	2.4 LTR. (146)	Set contains Four Connectors	99-01	712
V6	3.4 LTR. (207)		00-04	746
V6	3.4 LTR. (207) (E)		1999	710

#### AURORA

V8	4.0 LTR. (244)		95-99	769
----	----------------	--	-------	-----

#### BRAVADA

L6	4.2 LTR. (256) (S)	Direct Ignition Coil Unit (6 Required)	02-04	5073
V6	4.3 LTR.		96-01	699
V6	4.3 LTR. (262) (W, Z)		92-94	708

#### CALAIS, CUTLASS CALAIS

L4	2.3 LTR.	Set contains Four Connectors	87-91	712
L4	2.5 LTR.		85-86	497
V6	3.3 LTR. (204) (N)		89-91	707

#### CIERA, CUTLASS CIERA

L4	2.2 LTR. (134)		93-96	779
L4	2.5 LTR.		85-86	497
L4	2.5 LTR.		82-84	498
V6	2.8 LTR. (173) (W)		87-89	709
V6	2.8 LTR. (W)	F/inj. Eng.	1986	600
V6	2.8 LTR. (X)	without F/inj. Eng.	85-86	412
V6	3.1 LTR. (189)		94-95	771
V6	3.3 LTR. (204) (N)		89-91	707



CY.	APPLICATION	NOTES	YEAR	STI #
-----	-------------	-------	------	-------

**OLDSMOBILE - con't**

**CUTLASS, CUTLASS SUPREME, VISTA CRUISER, F85**

L4	2.3 LTR.	Set contains Four Connectors	90-91	712
V6	2.8 LTR. (173) (W)		88-89	709
V6	3.1 LTR. (189) (M)		95-99	710
V6	3.1 LTR. (189)		1994	771
V6	3.1 LTR. (189) (M)		1993	771
V6	3.1 LTR. (189) (M, T)		89-93	709

**FIRENZA**

L4	2.0 LTR. (122) (1)		87-88	704
V6	2.8 LTR.		85-86	600

**INTRIGUE**

V6	3.8 LTR. (231)		98-99	755
----	----------------	--	-------	-----

**OMEGA**

L4	2.5 LTR.		80-84	498
----	----------	--	-------	-----

**SILHOUETTE**

V6	3.1 LTR.		90-95	600
V6	3.4 LTR. (207)		01-04	746
V6	3.4 LTR. (207)		2000	777
V6	3.4 LTR. (207) (E)		96-99	710
V6	3.8 LTR. (231) (L)		92-95	707

**STARFIRE**

L4	2.5 LTR.		1979	498
----	----------	--	------	-----

**TORONADO**

V6	3.8 LTR. (231) (L)		91-92	707
V6	3.8 LTR. (231)		1990	780

**OPEL**

**1900**

L4	1.9 LTR.		71-72	315
----	----------	--	-------	-----

**GT**

L4	1.9 LTR.		68-73	315
----	----------	--	-------	-----

**ISUZU**

L4	1.8 LTR.		75-79	199
----	----------	--	-------	-----

**KADETT**

L4	1.1 LTR.		68-70	199
L4	1.9 LTR.		68-70	315

**MANTA**

L4	1.9 LTR.		73-75	315
----	----------	--	-------	-----



CY.	APPLICATION	NOTES	YEAR	STI #
-----	-------------	-------	------	-------

**PASSPORT (Canada)**

**I-MARK**

L4	1.5 LTR. (90) Turbo		1989	<b>298</b>
L4	1.5 LTR. (90)		1989	<b>299</b>
L4	1.6 LTR. (97)		89-91	<b>462</b>

**IMPULSE**

L4	2.0 LTR. (121) Turbo		1989	<b>332</b>
L4	2.3 LTR. (137)		1989	<b>332</b>

**OPTIMA**

L4	1.6 LTR.		88-91	<b>429</b>
----	----------	--	-------	------------

**PICKUP**

L4	2.3 LTR. (137)		89-90	<b>307</b>
L4	2.6 LTR. (156)		89-90	<b>372</b>

**TROOPER II**

L4	2.6 LTR. (156)		89-91	<b>372</b>
V6	2.8 LTR. (173)		89-91	<b>412</b>

**PEUGEOT**

**405**

L4	1.9 LTR. (XU9J2)	From 1/89 on	89-91	<b>603</b>
L4	1.9 LTR. (XU9J2)	To fit models up to 12/88 Only	1989	<b>457</b>

**405 Mi16**

L4	1.9 LTR. (XU9J4)		89-91	<b>448</b>
----	------------------	--	-------	------------

**505**

L4	2.0 LTR.	Must Re-use OE Spark Plug Conn.	80-87	<b>286</b>
L4	2.0 LTR.	Assembled w/OE Spark Plug Conn.	80-87	<b>286B</b>
L4	2.2 LTR. (ZDJL)		87-91	<b>403</b>
L4	2.2 LTR. Turbo (N9T)		85-91	<b>435</b>
V6	2.8 LTR.	Equipped with Sensor Cable	87-89	<b>410</b>

**604**

V6	2.7, 2.8 LTR.		77-80	<b>262</b>
----	---------------	--	-------	------------



CY.	APPLICATION	NOTES	YEAR	STI #
-----	-------------	-------	------	-------

**PLYMOUTH**

<b>ACCLAIM</b>				
L4	2.5 LTR. incl. Turbo		91-95	495
L4	2.5 LTR. incl. Turbo		89-90	221
V6	3.0 LTR.		89-95	604

<b>ARROW</b>				
L4	1.6 LTR.		76-79	185
L4	1.6 LTR.		1980	227
L4	2.0 LTR.		76-79	227
L4	2.6 LTR.		79-80	227

<b>ARROW PICKUP</b>				
L4	2.0, 2.6 LTR.		78-82	227

<b>BREEZE</b>				
L4	2.0 LTR. SOHC		97-00	672
L4	2.0 LTR. SOHC		1996	641
L4	2.4 LTR.		96-00	624

<b>CARAVELLE</b>				
L4	2.2, 2.5 LTR. incl. Turbo		83-88	221
L4	2.6 LTR.		1985	314

<b>CHAMP</b>				
L4	1.4, 1.6 LTR.		79-82	187

<b>COLT</b>				
L4	1.4 LTR.		79-84	187
L4	1.5 LTR.		91-94	299
L4	1.5 LTR.		85-90	314
L4	1.6 LTR. incl. Turbo		89-90	425
L4	1.6 LTR. incl. Turbo		85-88	314
L4	1.6 LTR.		80-84	187
L4	1.6 LTR.		71-79	227
L4	1.8 LTR.		93-94	492
L4	1.8 LTR.		1990	314
L4	1.8 LTR.		1989	187
L4	2.0 LTR.		74-79	227
L4	2.6 LTR.		78-80	227

<b>COLT VISTA</b>				
L4	1.8 LTR.		92-94	492
L4	2.0 LTR.		87-91	314
L4	2.0 LTR.		84-86	227
L4	2.4 LTR.		93-94	492
L4	2.4 LTR.		1992	314

<b>CONQUEST</b>				
L4	2.6 LTR.		84-86	227

CY.	APPLICATION	NOTES	YEAR	STI #
<b>PLYMOUTH - con't</b>				
<b>DUSTER</b>				
L4	2.5 LTR. incl. Turbo		92-94	495
V6	3.0 LTR.		92-94	604
<b>EXPO</b>				
L4	2.2 LTR. (135)		87-89	221
<b>HORIZON, TURISMO</b>				
L4	1.6 LTR.		83-86	221
L4	2.2 LTR.		81-90	221
<b>LASER</b>				
L4	1.8 LTR.		90-94	314
L4	2.0 LTR. incl. Turbo		90-94	425
<b>NEON</b>				
L4	2.0 LTR. (122)		2001	672
L4	2.0 LTR. DOHC (Y)		95-99	624
L4	2.0 LTR. SOHC (C)		97-00	672
L4	2.0 LTR. SOHC (C)		95-96	641
<b>PROWLER</b>				
V6	3.5 LTR.	Direct Ignition Coil Unit (6 Required)	99-01	5043
V6	3.5 LTR.	Direct Ignition Coil Unit (6 Required)	1997	5043
<b>RELIANT</b>				
L4	2.2, 2.5 LTR. incl. Turbo		81-89	221
L4	2.6 LTR.		1985	314
L4	2.6 LTR.		81-84	227
<b>SAPORO</b>				
L4	1.6, 2.6 LTR.		78-83	227
<b>SCAMP, VALIANT</b>				
L4	2.2 LTR. (135)		1983	221
<b>SUNDANCE</b>				
L4	2.2 LTR.		91-94	495
L4	2.2 LTR. incl. Turbo		87-90	221
L4	2.5 LTR. incl. Turbo		91-94	495
L4	2.5 LTR. incl. Turbo		88-90	221
V6	3.0 LTR.		92-94	604
<b>VOYAGER, GRAND VOYAGER</b>				
L4	2.2 LTR.		84-87	221
L4	2.4 LTR.		96-00	624
L4	2.5 LTR.		91-95	495
L4	2.5 LTR. incl. Turbo		87-90	221
L4	2.6 LTR.		84-87	199
V6	3.0 LTR.		90-00	604
V6	3.3 LTR. (201)		96-00	740
V6	3.3 LTR. (201) (J, R)		90-95	711
V6	3.8 LTR. (230)		98-99	740
V6	3.8 LTR. (230) (L)		94-95	711



CY.	APPLICATION	NOTES	YEAR	STI #
-----	-------------	-------	------	-------

**PONTIAC**

<b>6000</b>				
L4	2.5 LTR.		85-86	497
L4	2.5 LTR.		82-84	498
V6	2.8 LTR. (173) (W)		87-89	709
V6	2.8 LTR. (X)		85-86	412
V6	2.8 LTR. H.O. (W)		85-86	600
V6	3.1 LTR. (189) (T)		88-91	709

<b>AZTEK</b>				
V6	3.4 LTR. (207)		01-05	746

<b>BONNEVILLE, CATALINA</b>				
V6	3.8 LTR. (231)		04-05	748
V6	3.8 LTR. (231) (1)	Supercharged Eng.	00-03	748
V6	3.8 LTR. (231) (K)	Excluding Supercharged Eng.	99-03	750
V6	3.8 LTR. (231) (1)	Supercharged Eng.	96-99	768
V6	3.8 LTR. (231) (K)	Excluding Supercharged Eng.	95-98	752
V6	3.8 LTR. (231) (1)	Supercharged Eng.	1995	707
V6	3.8 LTR. (231) (L, 1) incl. Supercharged		93-94	707
V6	3.8 LTR. (231) (1) Supercharged	With Delco Coil Pack	1992	707
V6	3.8 LTR. (231)	With Magnavox Coil Pack	1992	780
V6	3.8 LTR. (231)		90-91	780

<b>FIERO</b>				
L4	2.5 LTR.		85-86	497
L4	2.5 LTR.		1984	498
V6	2.8 LTR.		85-88	600

<b>FIREBIRD, TRANS AM</b>				
L4	2.5 LTR.		85-86	497
L4	2.5 LTR.		82-84	498
V6	2.8 LTR.		86-89	600
V6	3.1 LTR. (T)		90-92	412
V6	3.8 LTR. (231)		00-02	772
V6	3.8 LTR. (231)		95-99	762
V8	5.7 LTR. (350)		98-02	766

<b>FIREFLY (Canada)</b>				
L3	1.0 LTR.		89-99	471
L3	1.0 LTR.		85-88	301
L3	1.0 LTR. Turbo		87-88	471
L4	1.3 LTR. (79)		1999	610*
L4	1.3 LTR. (79) (2)		1998	610*
L4	1.3 LTR. (79)		1998	185
L4	1.3 LTR.		95-97	185

<b>G5</b>				
L4	2.2 LTR.	Direct Ignition Coil Unit (4 Required)	07-10	5089
L4	2.4 LTR.	Direct Ignition Coil Unit (4 Required)	07-08	5089

\* This set contains a Coil Wire not needed in this application.

CY.	APPLICATION	NOTES	YEAR	STI #
<b>PONTIAC - con't</b>				
<b>G6</b>				
L4	2.4 LTR.	Direct Ignition Coil Unit (4 Required)	06-10	5089
V6	3.5 LTR.		07-09	815
V6	3.5 LTR. (211)		05-06	786
V6	3.9 LTR.		06-09	815
<b>G8</b>				
V8	6.0 LTR.		2008	757
<b>GRAND AM</b>				
L4	2.3 LTR.	Set contains Four Connectors	88-95	712
L4	2.4 LTR. (146)	Set contains Four Connectors	96-01	712
L4	2.5 LTR.		85-86	497
V6	3.1 LTR. (189) (M)		94-98	710
V6	3.4 LTR. (207)		00-05	746
V6	3.4 LTR. (207) (E)		1999	710
<b>GRAND PRIX</b>				
L4	2.3 LTR. (138)	Set contains Four Connectors	90-91	712
V6	2.8 LTR. (173) (W)		88-89	709
V6	3.1 LTR. (189)		01-03	746
V6	3.1 LTR. (189)		2000	777
V6	3.1 LTR. (189) (M)		94-99	710
V6	3.1 LTR. (189) (T, V) incl. Turbo		89-93	709
V6	3.8 LTR. (231)		99-08	748
V6	3.8 LTR. (231) (K)	Excluding Supercharged Eng.	97-98	755
V8	5.3 LTR. (325)		05-08	757
<b>LeMANS, TEMPEST, GTO</b>				
L4	1.6 LTR.		88-93	429
L4	2.0 LTR. (122) (1)	Canada	87-89	704
L4	2.2 LTR. (134) (G)	Canada	90-91	704
L4	2.3 LTR. (138)	Set contains Four Connectors	90-91	712
V6	2.8 LTR. (173) (W)	Canada	1989	709
V6	3.1 LTR. (189) (T)	Canada	90-91	709
V8	5.7 LTR. (350)		2004	766
V8	6.0 LTR. (364)		05-06	757
<b>MONTANA</b>				
V6	3.4 LTR. (207)		01-05	746
V6	3.4 LTR. (207)		2000	777
V6	3.4 LTR. (207) (E)		1999	710
V6	3.5 LTR. (213)		05-06	786
V6	3.9 LTR.		2006	815
<b>PHOENIX</b>				
L4	2.5 LTR.		80-84	498
<b>SOLSTICE</b>				
L4	2.0 LTR.	Direct Ignition Coil Unit (4 Required)	07-09	5089
L4	2.4 LTR.	Direct Ignition Coil Unit (4 Required)	06-09	5089



CY.	APPLICATION	NOTES	YEAR	STI #
-----	-------------	-------	------	-------

**PONTIAC - con't****SUNBIRD**

L4	2.5 LTR.		79-80	<b>498</b>
V6	3.1 LTR. (189) (T)		91-94	<b>709</b>

**SUNFIRE**

L4	2.2 LTR. (134) (4)		2002	<b>756</b>
L4	2.2 LTR. (134)		98-01	<b>756</b>
L4	2.2 LTR. (134)		95-97	<b>779</b>
L4	2.3 LTR. (138)	Set contains Four Connectors	1995	<b>712</b>
L4	2.4 LTR. (146)	Set contains Four Connectors	96-02	<b>712</b>

**SUNRUNNER (Canada)**

L4	1.6 LTR. (98)		95-97	<b>610</b>
L4	1.6 LTR. (98)		1994	<b>406</b>

**TORRENT**

V6	3.4 LTR. (207) (F)		06-09	<b>813</b>
----	--------------------	--	-------	------------

**TRANS SPORT**

V6	3.1 LTR.		90-95	<b>600</b>
V6	3.4 LTR. (207) (E)		96-98	<b>710</b>
V6	3.8 LTR. (231) (L)		92-95	<b>707</b>

**VIBE**

L4	1.8 LTR. (1ZZGE)	Direct Ignition Coil Unit (4 Required)	03-08	<b>5005</b>
L4	1.8 LTR. (2ZZGE) GT Model	Direct Ignition Coil Unit (4 Required)	03-06	<b>5065</b>

**PORSCHE****356**

H4	1.3, 1.5, 1.6 LTR.		55-65	<b>102</b>
----	--------------------	--	-------	------------

**911**

H6	2.0, 2.2, 2.3 LTR.	Made with Straight Spark Plug Ends	65-73	<b>108*</b>
H6	2.0, 2.2, 2.3, 2.7, 3.0, 3.3 LTR.	Made with OE metal external braiding	65-83	<b>911B</b>
H6	2.0, 2.2, 2.3, 2.7, 3.0, 3.3 LTR.	Use #911B for applications w/CIS Inj.	65-83	<b>911</b>

**911 CARRERA**

H6	3.2 LTR.		85-89	<b>970</b>
H6	3.2 LTR.	E-PROGRAM	1984	<b>930</b>
H6	3.4 LTR. (996)	Direct Ignition Coil Unit (6 Required)	99 on	<b>ZS-019</b>
H6	3.6 LTR. (993)	This engine uses 12 Spark Plugs	95-98	<b>993</b>

**911 CARRERA 2**

H6	3.6 LTR. (964)	This engine uses 12 Spark Plugs	89-94	<b>434</b>
----	----------------	---------------------------------	-------	------------

**911 CARRERA 4**

H6	3.4 LTR. (996)	Direct Ignition Coil Unit (6 Required)	99 on	<b>ZS-019</b>
H6	3.6 LTR. (993)	This engine uses 12 Spark Plugs	95-98	<b>993</b>
H6	3.6 LTR. (964)	This engine uses 12 Spark Plugs	89-94	<b>434</b>

**911 TURBO**

H6	3.3 LTR. COUPE (M30.69)		91-92	<b>971</b>
H6	3.3 LTR. Turbo	Made with OE metal external braiding	86-89	<b>911B</b>
H6	3.3 LTR. Turbo	Without OE metal external braiding	86-89	<b>911</b>
H6	3.6 LTR. (964) (M64.50)	This engine uses 6 Spark Plugs	93-97	<b>972</b>

\* Use #911B for applications with CIS Inj.



CY.	APPLICATION	NOTES	YEAR	STI #
<b>PORSCHE - con't</b>				
<b>912</b>				
H4	1.6 LTR.		65-69	<b>102</b>
<b>912E</b>				
H4	2.0 LTR.	With 2 Long & 2 Short Plug Conn.	1976	<b>107</b>
<b>914</b>				
H4	1.7, 1.8 LTR.	With 2 Long & 2 Short Plug Conn.	70-75	<b>107</b>
H4	2.0 LTR.	Made with all Short Plug Conn.	73-76	<b>102</b>
<b>914/6</b>				
H6	2.0 LTR.	Made with Straight Spark Plug Ends	70-71	<b>108</b>
<b>924</b>				
L4	2.0 LTR.		77-82	<b>924</b>
<b>924S</b>				
L4	2.5 LTR.		87-88	<b>944</b>
<b>924 TURBO</b>				
L4	2.0 LTR. Turbo		80-82	<b>924T</b>
<b>928</b>				
V8	4.5, 4.7 LTR. incl. S model		78-84	<b>928</b>
V8	5.0, 5.4 LTR. incl. GT, GTS, S & S4	This set includes 4 Coil Leads	85-95	<b>931</b>
<b>930</b>				
H6	3.0, 3.3 LTR. Turbo	Made with OE metal external braiding	77-79	<b>911B</b>
H6	3.0, 3.3 LTR. Turbo	Use #911B for applications with CIS Inj.	77-79	<b>911</b>
<b>944</b>				
L4	2.5, 2.7 LTR. incl. Turbo		83-89	<b>944</b>
L4	2.5, 3.0 LTR. 16-Valve Excluding Turbo	Including S & S2 models	87-91	<b>945</b>
L4	3.0 LTR. Turbo		90-91	<b>944</b>
<b>968</b>				
L4	3.0 LTR.		92-95	<b>968</b>
<b>BOXSTER</b>				
H6	2.5 LTR.	Direct Ignition Coil Unit (6 Required)	97-99	<b>ZS-019</b>
H6	2.7 LTR.	Direct Ignition Coil Unit (6 Required)	2000	<b>ZS-019</b>
<b>BOXSTER S</b>				
H6	3.2 LTR.	Direct Ignition Coil Unit (6 Required)	2000	<b>ZS-019</b>
<b>CARRERA GT</b>				
V10	5.7 LTR. DOHC	Direct Ignition Coil Unit (10 Required)	04-05	<b>5050</b>
<b>CAYENNE</b>				
V6	3.2 LTR. DOHC	Direct Ignition Coil Unit (6 Required)	04-06	<b>20122</b>
V8	4.5 LTR. DOHC	Direct Ignition Coil Unit (8 Required)	03-06	<b>5050</b>

\* Use #911B for applications with CIS Inj.



CY.	APPLICATION	NOTES	YEAR	STI #
-----	-------------	-------	------	-------

**RENAULT**

<b>DAUPHINE</b>				
L4	.8 LTR.		56-67	146
<b>FUEGO</b>				
L4	2.2 LTR.		84-85	390
<b>LeCar, R5</b>				
L4	1.3, 1.4 LTR.		77-83	210
<b>MEDALLION</b>				
L4	2.2 LTR.		87-88	390
<b>R8, R10</b>				
L4	1.0, 1.1, 1.3 LTR.		62-71	146
<b>R12, R15</b>				
L4	1.6 LTR.		72-77	146
<b>R16</b>				
L4	1.6 LTR.		69-72	210
<b>R17, GORDINI</b>				
L4	1.6 LTR.		74-79	146
<b>R18i, SPORTWAGON</b>				
L4	2.2 LTR.		84-86	390

**SAAB**

<b>9-3</b>				
L4	2.0 LTR. Turbo		99-01	469
L4	2.3 LTR. Turbo		99-01	469
<b>9-7X</b>				
L6	4.2 LTR. (256) (S)	Direct Ignition Coil Unit (6 Required)	2005	5073
V8	5.3 LTR. (323)		05-08	757
<b>99</b>				
L4	2.0 LTR.		72-80	406
<b>900</b>				
L4	2.0 LTR. 16-Valve incl. Turbo		85-90	287
L4	2.0 LTR.	Excluding 16-Valve	81-88	265
L4	2.0 LTR. incl. Turbo		79-80	406
L4	2.0, 2.1 LTR. incl. Turbo		90-94	287
L4	2.3 LTR. (B234I)	For Coils w/Screw-On Conn. Only	94-98	469
<b>900SE</b>				
L4	2.0 LTR. (B204L)	For Coils w/Screw-On Conn. Only	94-98	469
V6	2.5 LTR. (B258I)		94-97	630
<b>9000</b>				
L4	2.0 LTR. incl. Turbo		86-90	287
V6	3.0 LTR.		95-98	630



CY.	APPLICATION	NOTES	YEAR	STI #
-----	-------------	-------	------	-------

### SATURN

#### AURA

L4	2.4 LTR.	Direct Ignition Coil Unit (4 Required)	07-09	5089
V6	3.5 LTR.		07-08	815

#### ION

L4	2.2 LTR.	Direct Ignition Coil Unit (4 Required)	2007	5089
L4	2.4 LTR.	Direct Ignition Coil Unit (4 Required)	06-07	5089

#### RELAY

V6	3.5 LTR. (213)		05-06	786
V6	3.9 LTR.		07-06	815

#### SC, SL, SW

L4	1.9 LTR. DOHC (7)	LS2, LW2, SC2, SL2, SW2	91-02	616
L4	1.9 LTR. SOHC (8, 9)	SC1, SL1, SW1, LS1, LW1	91-02	615

#### SKY

L4	2.0 LTR.	Direct Ignition Coil Unit (4 Required)	07-10	5089
L4	2.4 LTR.	Direct Ignition Coil Unit (4 Required)	07-10	5089

#### VUE

L4	2.4 LTR.	Direct Ignition Coil Unit (4 Required)	07-09	5089
V6	3.5 LTR.		2008	815

### SCION

#### TC

L4	2.4 LTR. (2AZFE)	Direct Ignition Coil Unit (4 Required)	05-09	5021
----	------------------	--	-------	------

#### XA

L4	1.5 LTR. DOHC (1NZFE)	Direct Ignition Coil Unit (4 Required)	04-06	5016
----	-----------------------	--	-------	------

#### XB

L4	1.5 LTR. DOHC (1NZFE)	Direct Ignition Coil Unit (4 Required)	04-06	5016
L4	2.4 LTR. (2AZFE)	Direct Ignition Coil Unit (4 Required)	2009	5064

### STERLING

#### 825, 827

L6	2.5, 2.7 LTR.		87-91	362
----	---------------	--	-------	-----



CY.	APPLICATION	NOTES	YEAR	STI #
-----	-------------	-------	------	-------

**SUBARU**

**1600, 1800**

H4	1.6, 1.8 LTR.		76-84	135
----	---------------	--	-------	-----

**BAJA**

H4	2.5 LTR. incl. Turbo (XT)	Direct Ignition Coil Unit (4 Required)	04-06	5072
H4	2.5 LTR. SOHC		03-06	673^
H4	2.5 LTR. SOHC	Coil Pack (1 Required)	03-06	5098
H4	1.6, 1.8 LTR.		77-87	135

**BRAT**

H4	1.6, 1.8 LTR.		77-87	135
----	---------------	--	-------	-----

**DL, GL, RX**

H4	1.4, 1.6, 1.8 LTR. incl. Turbo	Including 1800, GF & GLF models	72-84	135
H4	1.8 LTR. (EA82)		1989	349
H4	1.8 LTR. (EA81) incl. 1800	Carb. Eng. & SPI Fuel System	85-89	348
H4	1.8 LTR. Turbo incl. 4WD & 1800 (EA82)	MPI Fuel System	85-89	349

**FORESTER**

H4	2.5 LTR. incl. Turbo (XT)	Direct Ignition Coil Unit (4 Required)	04-10	5072
H4	2.5 LTR. Non Turbo	w/Angled Push-On Coil/Dist. End	05-09	809
H4	2.5 LTR. SOHC		99-04	673^
H4	2.5 LTR. SOHC	Coil Pack (1 Required)	99-04	5098
H4	2.5 LTR. DOHC		1998	654

**HATCHBACK**

H4	1.6, 1.8 LTR.		80-89	135
----	---------------	--	-------	-----

**IMPREZA**

H4	1.8 LTR. (EJ18E)		95-97	622
H4	1.8 LTR. (EJ18E)		93-94	621
H4	2.0 LTR.	Direct Ignition Coil Unit (4 Required)	03-05	5099
H4	2.2 LTR. (EJ22E)		97-98	667
H4	2.2 LTR. (EJ22E)		95-96	623
H4	2.2 LTR. SOHC		99-01	673^
H4	2.2 LTR. SOHC	Coil Pack (1 Required)	99-01	5098
H4	2.5 LTR.		99-04	673^
H4	2.5 LTR.	Coil Pack (1 Required)	99-04	5098
H4	2.5 LTR. DOHC		1998	654
H4	2.5 LTR. incl. Turbo (STI)	Direct Ignition Coil Unit (4 Required)	04-10	5072
H4	2.5 LTR. Non Turbo		05-09	809

**JUSTY**

L3	1.2 LTR. (EF12)		87-94	135
----	-----------------	--	-------	-----

^ Use in Conjunction with # 5098 coil pack.

CY.	APPLICATION	NOTES	YEAR	STI #
-----	-------------	-------	------	-------

### SUBARU - con't

LEGACY				
H4	2.2 LTR. SOHC		1999	673^
H4	2.2 LTR. SOHC	Coil Pack (1 Required)	1999	5098
H4	2.2 LTR.		97-98	667
H4	2.2 LTR. (EJ22E)		95-96	623
H4	2.2 LTR. incl. Turbo		90-94	407
H4	2.5 LTR.	Up to February of 2004 production	00-04.02	673^
H4	2.5 LTR.	Coil Pack (1 Required)	00-04.02	5098
H4	2.5 LTR.	For use with SAE Pin Type Coil/Dist.	97.05-99	660*
H4	2.5 LTR.	For use with Push-On Type Coil/Dist.	96.06-97.04	654*
H4	2.5 LTR.	For use with Push-On Type Coil/Dist.	95-96.05	653**
H4	2.5 LTR. Non Turbo	w/Angled Push-On Coil/Dist. End	06-09	809
H4	2.5 LTR. Non Turbo	Calif. Only	2005	808
H4	2.5 LTR. Non Turbo	Federal	2005	809
H4	2.5 LTR. Non Turbo	From March of 2004 on	04.03-04	808
H4	2.5 LTR. incl. Turbo (XT)	Direct Ignition Coil Unit (4 Required)	05-09	5072



#660



#653



#654

\* Spark Plug Conn. has an Oval Top with a Taper.

\*\* Spark Plug Conn. has an Oval Top.

^ Use in Conjunction with # 5098 coil pack.



CY.	APPLICATION	NOTES	YEAR	STI #
-----	-------------	-------	------	-------

**SUBARU - con't**

**LOYALE**

H4	1.8 LTR. (EA82)		90-94	<b>348</b>
H4	1.8 LTR. Turbo (EA82T)		1990	<b>349</b>

**OUTBACK**

H4	2.5 LTR. incl. Turbo (XT)	Direct Ignition Coil Unit (4 Required)	05-09	<b>5072</b>
H4	2.5 LTR. Non Turbo	w/Angled Push-On Coil/Dist. End	06-09	<b>809</b>
H4	2.5 LTR. Non Turbo	Calif. Only	2005	<b>808</b>
H4	2.5 LTR. Non Turbo	Federal	2005	<b>809</b>
H4	2.5 LTR. Non Turbo	From March of 2004 on	04.03-04	<b>808</b>
H4	2.5 LTR. Non H6	Up to February of 2004 production	00-04.02	<b>673^</b>
H4	2.5 LTR. Non H6	Coil Pack (1 Required)	00-04.02	<b>5098</b>

**XT**

H4	1.8 LTR. incl. Turbo		85-91	<b>344</b>
----	----------------------	--	-------	------------

**XT6**

H6	2.7 LTR. (ER27)		88-91	<b>405</b>
----	-----------------	--	-------	------------

^ Use in Conjunction with # 5098 coil pack.

CY.	APPLICATION	NOTES	YEAR	STI #
<b>SUZUKI</b>				
<b>ESTEEM</b>				
L4	1.6 LTR. SOHC 16-Valve (G16B)		99-00	<b>677**</b>
L4	1.6 LTR. SOHC 16-Valve (G16B)	#33400-65G00 (Ign. Coil - 2 required)	99-00	<b>5009</b>
L4	1.6 LTR. (G16B)		1998	<b>610*</b>
L4	1.6 LTR. SOHC 16-Valve (G16B)		95-97	<b>639</b>
L4	1.8 LTR. DOHC	Direct Ignition Coil Unit (4 Required)	99-02	<b>5013</b>
<b>FORENZA</b>				
L4	2.0 LTR. DOHC		04-08	<b>722</b>
<b>FORSA</b>				
L3	1.0 LTR. Turbo	Canada	1987	<b>471</b>
<b>GRAND VITARA</b>				
V6	2.5 LTR. DOHC	Direct Ignition Coil Unit (6 Required)	99-02	<b>5013</b>
V6	2.7 LTR.	Direct Ignition Coil Unit (6 Required)	06-08	<b>5101</b>
<b>RENO</b>				
L4	2.0 LTR. DOHC		05-08	<b>722</b>
<b>SAMURAI</b>				
L4	1.3 LTR. (G13A)		86-95	<b>406</b>
<b>SIDEKICK</b>				
L4	1.3, 1.6 LTR. 8-Valve		89-95	<b>406</b>
L4	1.6 LTR. 16-Valve		92-98	<b>610</b>
<b>SWIFT</b>				
L3	1.0 LTR.	Canada	92-94	<b>471</b>
L4	1.3 LTR. SOHC (G13B)	incl. Cami Models	99-01	<b>677^</b>
L4	1.3 LTR.		1998	<b>610*</b>
L4	1.3 LTR. SOHC (G13A)		89-97	<b>185</b>
L4	1.3 LTR. DOHC (G13B)		89-94	<b>611</b>
<b>SX4</b>				
L4	2.0 LTR.	Direct Ignition Coil Unit (4 Required)	07-09	<b>5101</b>
<b>VITARA</b>				
L4	1.6 LTR. SOHC 16-Valve (G16B)		99-01	<b>677^</b>
L4	2.0 LTR. DOHC	Direct Ignition Coil Unit (4 Required)	99-03	<b>5013</b>
<b>X90</b>				
L4	1.6 LTR. (G16B)		96-98	<b>610</b>
<b>XL7</b>				
V6	2.7 LTR. DOHC	Direct Ignition Coil Unit (6 Required)	01-02	<b>5013</b>

\* This application does not require a coil lead.

\*\* This set contains two leads. Purchase two # 5009 coils for a complete tune-up.

^ This set has only two leads. The other cylinders use Direct Ignition (N/A).

CY.	APPLICATION	NOTES	YEAR	STI #
-----	-------------	-------	------	-------

### TOYOTA

FOR CROSS REFERENCE LIST FROM O.E. TOYOTA TO STI #, SEE PAGE # 117

#### 4-RUNNER

L4	2.4 LTR. (22REC)	5mm Cable Type Wire Set	92.08-95	<b>488</b>
L4	2.4 LTR. incl. Turbo		84-92	<b>351</b>
L4	2.7 LTR. (3RZFE)	For cars w/Coils only. No wire set Req.	99-00	<b>5063</b>
L4	2.7 LTR. (3RZFE)	This set has Straight Dist. Ends	96.08-00	<b>658</b>
L4	2.7 LTR. (3RZFE)	This Set has Angled Dist. Ends	95-96.08	<b>628</b>
V6	3.0 LTR. (3VZE)		92-95	<b>804</b>
V6	3.0 LTR. (3VZE)		88-91	<b>402</b>
V6	3.4 LTR. (5VZFE)	Three leads without Harness	96-02	<b>644~</b>
V6	3.4 LTR. (5VZFE)	Direct Ignition Coil Unit (3 Required)	96-02	<b>5015</b>
V6	4.0 LTR. (1GRFE)	Direct Ignition Coil Unit (6 Required)	03-09	<b>5064</b>
V8	4.7 LTR. DOHC (2UZFE)	Direct Ignition Coil Unit (8 Required)	03-06	<b>5051</b>

#### AVALON

V6	3.0 LTR. (1MZFE)	Direct Ignition Coil Unit (6 Required)	00-04	<b>5057</b>
V6	3.0 LTR. (1MZFE)	Three leads without Harness	96-99	<b>652^^</b>
V6	3.0 LTR. (1MZFE)	Direct Ignition Coil Unit (3 Required)	96-99	<b>5047</b>
V6	3.5 LTR. DOHC	Direct Ignition Coil Unit (6 Required)	05-07	<b>5052</b>

#### CAMRY

L4	2.0 LTR. (3SFE)	Cap Wire Assembly	87-91	<b>394Y</b>
L4	2.0 LTR.	Canada	1992	<b>802</b>
L4	2.0 LTR. (2SELC)		83-86	<b>274</b>
L4	2.2 LTR. (5SFE)	This Set has Straight Dist. Ends	96.07 on	<b>634**</b>
L4	2.2 LTR. (5SFE)	This Set has Angled Dist. Ends	92-96	<b>802</b>
L4	2.4 LTR. (2AZFE)	<b>Refer to Eng #</b> for correct coil (4 Req)	07-09	<b>5021~~</b>
L4	2.4 LTR. (2AZFE)	<b>Refer to Eng #</b> for correct coil (4 Req)	07-09	<b>5064~~~</b>
L4	2.4 LTR. (2AZFE)	Direct Ignition Coil Unit (4 Required)	02-06	<b>5021</b>
V6	2.5 LTR. (2VZFE)		88-91	<b>443</b>
V6	3.0 LTR. (1MZFE)	Direct Ignition Coil Unit (6 Required)	02-05	<b>5057</b>
V6	3.0 LTR. (1MZFE)	Three leads without Harness	96-01	<b>652^^</b>
V6	3.0 LTR. (1MZFE)	Direct Ignition Coil Unit (3 Required)	96-01	<b>5047</b>
V6	3.0 LTR. (3VZFE)		92-93	<b>440</b>
V6	3.3 LTR. (3MZFE)	Direct Ignition Coil Unit (6 Required)	04-06	<b>5062</b>
V6	3.5 LTR. DOHC	Direct Ignition Coil Unit (6 Required)	2007	<b>5052</b>

#### CARINA

L4	1.6 LTR. (2TC)		72-73	<b>133</b>
----	----------------	--	-------	------------

\*\* For Applications without Coil Leads.

^^ This set contains three leads. Purchase three # 5047 coils for a complete tune-up.

~ This set contains three leads. Purchase three # 5015 coils for a complete tune-up.

~~ Eng # 0xxxxxx-6xxxxxx or Eng # Hxxxxxx-Kxxxxxx

~~~ Eng # 7xxxxxx-9xxxxxx or Eng # Axxxxxx-A9xxxxxx

| CY. | APPLICATION | NOTES | YEAR | STI # |
|-----|-------------|-------|------|-------|
|-----|-------------|-------|------|-------|

### TOYOTA - con't

#### CELICA

|    |                            |                                        |       |      |
|----|----------------------------|----------------------------------------|-------|------|
| L4 | 1.6 LTR. (4AFE)            | Cap Wire Assembly                      | 90-93 | 397Y |
| L4 | 1.8 LTR. (7AFE)            |                                        | 94-98 | 485  |
| L4 | 1.8 LTR. (1ZZFE)           | Direct Ignition Coil Unit (4 Required) | 00-05 | 5005 |
| L4 | 1.8 LTR. (2ZZGE) GTS Model | Direct Ignition Coil Unit (4 Required) | 00-05 | 5065 |
| L4 | 2.0 LTR. Turbo (3SGTE)     |                                        | 92-93 | 803  |
| L4 | 2.0 LTR. Turbo (3SGTE)     |                                        | 90-91 | 477  |
| L4 | 2.0 LTR. Turbo (3SGTE)     |                                        | 88-89 | 436  |
| L4 | 2.0 LTR. (3SFE)            | Cap Wire Assembly                      | 87-89 | 394Y |
| L4 | 2.0 LTR. (3SGELC)          |                                        | 86-89 | 419  |
| L4 | 2.0 LTR. (2SELC)           |                                        | 1986  | 274  |
| L4 | 2.2 LTR. (5SFE)            | This Set has Angled Dist. Ends         | 92-99 | 802  |
| L4 | 2.2 LTR. (5SFE)            |                                        | 90-91 | 805  |
| L4 | 2.2, 2.4 LTR. (20R, 22R)   |                                        | 75-82 | 229  |
| L4 | 2.4 LTR. (22REC)           |                                        | 83-85 | 351  |

#### COROLLA

|    |                             |                                        |          |      |
|----|-----------------------------|----------------------------------------|----------|------|
| L4 | 1.1, 1.2 LTR.               |                                        | 68-79    | 132  |
| L4 | 1.6 LTR. (4AFE) F/inj. Eng. | Cap Wire Assembly                      | 88-93    | 397Y |
| L4 | 1.6 LTR. (4AGE)             | 5mm Cable Type Wire Set                | 89.08-91 | 439  |
| L4 | 1.6 LTR. (4AGE, 4AGEC)      | Including GTS & FX16 Models            | 85-89.08 | 292  |
| L4 | 1.6 LTR. (4AF) Carb. Eng.   | Cap Wire Assembly                      | 88-90    | 396Y |
| L4 | 1.6 LTR. (4AC, 4ALC)        | Including FX Models                    | 83-88    | 291  |
| L4 | 1.6, 1.8 LTR. (4AFE, 7AFE)  | 5mm Cable Type Wire Set                | 93-97    | 485  |
| L4 | 1.6, 1.8 LTR. (2TC, 3TC)    |                                        | 71-82    | 133  |
| L4 | 1.8 LTR. (1ZZFE)            | Direct Ignition Coil Unit (4 Required) | 00-08    | 5005 |
| L4 | 1.8 LTR. (2ZZGE) XRS Model  | Direct Ignition Coil Unit (4 Required) | 05-06    | 5065 |
| L4 | 1.8 LTR. (1ZZFE)            |                                        | 98-00    | 678  |
| L4 | 2.4 LTR. (2AZFE) XRS Model  | Direct Ignition Coil Unit (4 Required) | 2009     | 5064 |

#### CORONA

|    |                          |  |       |     |
|----|--------------------------|--|-------|-----|
| L4 | 2.2, 2.4 LTR. (20R, 22R) |  | 75-82 | 229 |
|----|--------------------------|--|-------|-----|

#### CRESSIDA

|    |                 |  |       |     |
|----|-----------------|--|-------|-----|
| L6 | 2.8 LTR. (5MGE) |  | 83-88 | 253 |
| L6 | 3.0 LTR. (7MGE) |  | 89-92 | 388 |

#### ECHO

|    |                       |                                        |       |      |
|----|-----------------------|----------------------------------------|-------|------|
| L4 | 1.5 LTR. DOHC (1NZFE) | Direct Ignition Coil Unit (4 Required) | 00-05 | 5016 |
|----|-----------------------|----------------------------------------|-------|------|

#### FJ CRUISER

|    |                  |                                        |       |      |
|----|------------------|----------------------------------------|-------|------|
| V6 | 4.0 LTR. (1GRFE) | Direct Ignition Coil Unit (6 Required) | 07-09 | 5064 |
|----|------------------|----------------------------------------|-------|------|

#### HIGHLANDER

|    |                  |                                        |       |      |
|----|------------------|----------------------------------------|-------|------|
| L4 | 2.4 LTR. (2AZFE) | Direct Ignition Coil Unit (4 Required) | 01-07 | 5021 |
| V6 | 3.0 LTR. (1MZFE) | Direct Ignition Coil Unit (6 Required) | 01-03 | 5057 |
| V6 | 3.3 LTR. (3MZFE) | Direct Ignition Coil Unit (6 Required) | 04-09 | 5062 |



| CY. | APPLICATION | NOTES | YEAR | STI # |
|-----|-------------|-------|------|-------|
|-----|-------------|-------|------|-------|

**TOYOTA - con't**

**LAND CRUISER**

|    |                       |                                        |       |             |
|----|-----------------------|----------------------------------------|-------|-------------|
| L6 | 4.0 LTR. (3FE)        |                                        | 88-92 | <b>401</b>  |
| L6 | 4.2 LTR. (2F)         |                                        | 81-87 | <b>207</b>  |
| L6 | 4.5 LTR. (1FZFE)      |                                        | 92-97 | <b>490</b>  |
| V8 | 4.7 LTR. DOHC (2UZFE) | Direct Ignition Coil Unit (8 Required) | 98-06 | <b>5051</b> |
| V8 | 5.7 LTR. DOHC (3URFE) | Direct Ignition Coil Unit (8 Required) | 2008  | <b>5066</b> |

**MATRIX**

|    |                            |                                        |       |             |
|----|----------------------------|----------------------------------------|-------|-------------|
| L4 | 1.8 LTR. (1ZZFE)           | Direct Ignition Coil Unit (4 Required) | 03-08 | <b>5005</b> |
| L4 | 1.8 LTR. (2ZZGE) XRS Model | Direct Ignition Coil Unit (4 Required) | 03-06 | <b>5065</b> |
| L4 | 2.4 LTR. (2AZFE)           | Direct Ignition Coil Unit (4 Required) | 2009  | <b>5064</b> |

**MR2**

|    |                        |                                        |          |             |
|----|------------------------|----------------------------------------|----------|-------------|
| L4 | 1.6 LTR. (4AGZE)       | Supercharged Eng.                      | 87-89    | <b>449</b>  |
| L4 | 1.6 LTR. (4AGELC)      |                                        | 85-89    | <b>292</b>  |
| L4 | 1.8 LTR. (1ZZFE)       | Direct Ignition Coil Unit (4 Required) | 00-05    | <b>5005</b> |
| L4 | 2.0 LTR. Turbo (3SGTE) |                                        | 92.01-95 | <b>803</b>  |
| L4 | 2.0 LTR. Turbo (3SGTE) | For 7mm wire applications              | 90-92.01 | <b>477</b>  |
| L4 | 2.2 LTR. (5SFE)        | This set has Square Top Plug Ends      | 92-95    | <b>802</b>  |
| L4 | 2.2 LTR. (5SFE)        | This set has Round Top Plug Ends       | 90-91    | <b>805</b>  |

**PASEO**

|    |                             |                                        |             |              |
|----|-----------------------------|----------------------------------------|-------------|--------------|
| L4 | 1.5 LTR. (5EFE)             |                                        | 95.08-99    | <b>659^^</b> |
| L4 | 1.5 LTR. (5EFE)             | Direct Ignition Coil Unit (2 Required) | 95.08-99    | <b>5020</b>  |
| L4 | 1.5 LTR. (5EFE)             | Calif. Only                            | 94.09-95.07 | <b>659^^</b> |
| L4 | 1.5 LTR. (5EFE) Calif. Only | Direct Ignition Coil Unit (2 Required) | 94.09-95.07 | <b>5020</b>  |
| L4 | 1.5 LTR. (5EFE)             |                                        | 91-95       | <b>442</b>   |

**PICKUP**

|    |                                           |                         |          |            |
|----|-------------------------------------------|-------------------------|----------|------------|
| L4 | 2.2, 2.4 LTR. (20R, 22R)                  |                         | 75-83    | <b>229</b> |
| L4 | 2.4 LTR. (22REC)                          | 5mm Cable Type Wire Set | 92.08-95 | <b>488</b> |
| L4 | 2.4 LTR. incl. Turbo (22R, 22REC, 22RTEC) |                         | 84-92    | <b>351</b> |
| V6 | 3.0 LTR. (3VZE)                           |                         | 92-95    | <b>804</b> |
| V6 | 3.0 LTR. (3VZE)                           |                         | 88-91    | <b>402</b> |

**PREVIA**

|    |                  |  |       |            |
|----|------------------|--|-------|------------|
| L4 | 2.4 LTR. (2TZFE) |  | 90-97 | <b>438</b> |
|----|------------------|--|-------|------------|

**PRIUS**

|    |                        |                                        |       |             |
|----|------------------------|----------------------------------------|-------|-------------|
| L4 | 1.5 LTR. DOHC (1NZFXE) | Direct Ignition Coil Unit (4 Required) | 01-09 | <b>5016</b> |
|----|------------------------|----------------------------------------|-------|-------------|

**RAV4**

|    |                  |                                        |          |              |
|----|------------------|----------------------------------------|----------|--------------|
| L4 | 2.0 LTR. (1AZFE) | Direct Ignition Coil Unit (4 Required) | 01-03    | <b>5021</b>  |
| L4 | 2.0 LTR. (3SFE)  | This set has Straight Dist. Ends       | 97.09-01 | <b>634**</b> |
| L4 | 2.0 LTR. (3SFE)  | This Set has Angled Dist. Ends         | 96-97.09 | <b>802</b>   |
| L4 | 2.4 LTR. (2AZFE) | Direct Ignition Coil Unit (4 Required) | 04-08    | <b>5021</b>  |
| V6 | 3.5 LTR. DOHC    | Direct Ignition Coil Unit (6 Required) | 06-07    | <b>5052</b>  |

\*\* For Applications without Coil Leads.

^^ This set contains two leads. Purchase two # 5020 coils for a complete tune-up.



| CY. | APPLICATION | NOTES | YEAR | STI # |
|-----|-------------|-------|------|-------|
|-----|-------------|-------|------|-------|

**TOYOTA - con't**

**SEQUOIA**

|    |                       |                                        |       |             |
|----|-----------------------|----------------------------------------|-------|-------------|
| V8 | 4.7 LTR. DOHC (2UZFE) | Direct Ignition Coil Unit (8 Required) | 01-06 | <b>5051</b> |
| V8 | 5.7 LTR. (3URFE)      | Direct Ignition Coil Unit (8 Required) | 2008  | <b>5066</b> |

**SIENNA**

|    |                  |                                        |       |             |
|----|------------------|----------------------------------------|-------|-------------|
| V6 | 3.0 LTR. (1MZFE) | Direct Ignition Coil Unit (6 Required) | 01-03 | <b>5057</b> |
| V6 | 3.0 LTR. (1MZFE) | Three leads without Harness            | 98-00 | <b>652*</b> |
| V6 | 3.0 LTR. (1MZFE) | Direct Ignition Coil Unit (3 Required) | 98-00 | <b>5047</b> |
| V6 | 3.3 LTR. (3MZFE) | Direct Ignition Coil Unit (6 Required) | 04-06 | <b>5062</b> |
| V6 | 3.5 LTR. DOHC    | Direct Ignition Coil Unit (6 Required) | 2007  | <b>5052</b> |

**SOLARA**

|    |                  |                                        |          |              |
|----|------------------|----------------------------------------|----------|--------------|
| L4 | 2.2 LTR. (5SFE)  | This set has Straight Dist. Ends       | 99-01    | <b>634**</b> |
| L4 | 2.4 LTR. (2AZFE) | From May of 2006 on (4 Req)            | 06.05-08 | <b>5064</b>  |
| L4 | 2.4 LTR. (2AZFE) | Up to April 2006 (4 Req)               | 02-06.04 | <b>5021</b>  |
| V6 | 3.0 LTR. (1MZFE) | Three leads without Harness            | 99-03    | <b>652*</b>  |
| V6 | 3.0 LTR. (1MZFE) | Direct Ignition Coil Unit (3 Required) | 99-03    | <b>5047</b>  |
| V6 | 3.3 LTR. (3MZFE) | Direct Ignition Coil Unit (6 Required) | 04-08    | <b>5062</b>  |

**SUPRA**

|    |                         |                                        |       |             |
|----|-------------------------|----------------------------------------|-------|-------------|
| L6 | 2.8 LTR. (5MGE)         |                                        | 82-85 | <b>253</b>  |
| L6 | 3.0 LTR. (2JZGTE) Turbo | Direct Ignition Coil Unit (6 Required) | 93-98 | <b>5003</b> |
| L6 | 3.0 LTR. (2JZGE) Turbo  |                                        | 93-98 | <b>489</b>  |
| L6 | 3.0 LTR. (7MGE)         |                                        | 86-92 | <b>388</b>  |
| L6 | 3.0 LTR. (7MGTE) Turbo  |                                        | 86-93 | <b>444</b>  |

**T100**

|    |                  |                                        |          |              |
|----|------------------|----------------------------------------|----------|--------------|
| L4 | 2.7 LTR. (3RZFE) | This set has Straight Dist. Ends       | 97.08-98 | <b>658</b>   |
| L4 | 2.7 LTR. (3RZFE) | This set has Angled Dist. Ends         | 93-97.08 | <b>628</b>   |
| V6 | 3.0 LTR. (3VZE)  |                                        | 93-94    | <b>804</b>   |
| V6 | 3.4 LTR. (5VZFE) | Three leads without Harness            | 95-98    | <b>644^^</b> |
| V6 | 3.4 LTR. (5VZFE) | Direct Ignition Coil Unit (3 Required) | 95-98    | <b>5015</b>  |

\* This set contains three leads. Purchase three # 5047 coils for a complete tune-up.

\*\* For Applications without Coil Leads.

^^ This set contains three leads. Purchase three # 5015 coils for a complete tune-up.

| CY. | APPLICATION | NOTES | YEAR | STI # |
|-----|-------------|-------|------|-------|
|-----|-------------|-------|------|-------|

### TOYOTA - con't

#### TACOMA

|    |                            |                                         |          |              |
|----|----------------------------|-----------------------------------------|----------|--------------|
| L4 | 2.4 LTR. (2RZFE)           | For cars w/Coils only. No wire set Req. | 99-04    | <b>5063</b>  |
| L4 | 2.4 LTR. (2RZFE) 2WD       | This set has Straight Dist. Ends        | 97.06-00 | <b>658</b>   |
| L4 | 2.4 LTR. (2RZFE) 2WD       | This set has Angled Dist. Ends          | 95-97.06 | <b>628</b>   |
| L4 | 2.7 LTR. (2TRFE)           | Direct Ignition Coil Unit ( 4 Required) | 05-09    | <b>5064</b>  |
| L4 | 2.7 LTR. (3RZFE)           | For cars w/Coils only. No wire set Req. | 99-04    | <b>5063</b>  |
| L4 | 2.7 LTR. (3RZFE) 4WD       | This set has Straight Dist. Ends        | 96.09-00 | <b>658</b>   |
| L4 | 2.7 LTR. (3RZFE) 4WD       | This set has Angled Dist. Ends          | 95-96.09 | <b>628</b>   |
| V6 | 3.4 LTR. (5VZFE) 2WD & 4WD | Three leads without Harness             | 95-04    | <b>644^^</b> |
| V6 | 3.4 LTR. (5VZFE) 2WD & 4WD | Direct Ignition Coil Unit (3 Required)  | 95-04    | <b>5015</b>  |
| V6 | 4.0 LTR. (1GRFE)           | Direct Ignition Coil Unit (6 Required)  | 05-09    | <b>5064</b>  |

#### TERCEL

|    |                 |                                        |       |             |
|----|-----------------|----------------------------------------|-------|-------------|
| L4 | 1.5 LTR. (5EFE) |                                        | 94-99 | <b>659*</b> |
| L4 | 1.5 LTR. (5EFE) | Direct Ignition Coil Unit (2 Required) | 94-99 | <b>5020</b> |
| L4 | 1.5 LTR. (3EE)  |                                        | 93-94 | <b>486</b>  |
| L4 | 1.5 LTR. (3EE)  | Cap Wire Assembly                      | 91-92 | <b>395Y</b> |
| L4 | 1.5 LTR. (3EE)  | Cap Wire Assembly                      | 1990  | <b>398Y</b> |
| L4 | 1.5 LTR. (3E)   | Cap Wire Assembly                      | 87-90 | <b>395Y</b> |
| L4 | 1.5 LTR. (3AC)  |                                        | 83-88 | <b>291</b>  |

#### TUNDRA

|    |                       |                                        |       |              |
|----|-----------------------|----------------------------------------|-------|--------------|
| V6 | 3.4 LTR. (5VZFE)      | Three leads without Harness            | 99-04 | <b>644^^</b> |
| V6 | 3.4 LTR. (5VZFE)      | Direct Ignition Coil Unit (3 Required) | 99-04 | <b>5015</b>  |
| V6 | 4.0 LTR. (1GRFE)      | Direct Ignition Coil Unit (6 Required) | 05-09 | <b>5064</b>  |
| V8 | 4.7 LTR. DOHC (2UZFE) | Direct Ignition Coil Unit (8 Required) | 99-06 | <b>5051</b>  |
| V8 | 5.7 LTR. (3URFE)      | Direct Ignition Coil Unit (8 Required) | 07-09 | <b>5066</b>  |

#### VAN

|    |                            |  |       |            |
|----|----------------------------|--|-------|------------|
| L4 | 2.0, 2.2 LTR. (3YEC, 4YEC) |  | 84-89 | <b>275</b> |
|----|----------------------------|--|-------|------------|

#### YARIS

|    |                      |                                        |       |             |
|----|----------------------|----------------------------------------|-------|-------------|
| L4 | 1.5 LTR. DOHC(1NZFE) | Direct Ignition Coil Unit (4 Required) | 07-09 | <b>5016</b> |
|----|----------------------|----------------------------------------|-------|-------------|

### TRIUMPH

#### SPITFIRE

|    |               |  |       |            |
|----|---------------|--|-------|------------|
| L4 | 1.3, 1.5 LTR. |  | 74-80 | <b>146</b> |
|----|---------------|--|-------|------------|

#### TR7

|    |          |  |       |            |
|----|----------|--|-------|------------|
| L4 | 2.0 LTR. |  | 75-81 | <b>129</b> |
|----|----------|--|-------|------------|

\* This set contains two leads. Purchase two # 5020 coils for a complete tune-up.

^^ This set contains three leads. Purchase three # 5015 coils for a complete tune-up.

| CY. | APPLICATION | NOTES | YEAR | STI # |
|-----|-------------|-------|------|-------|
|-----|-------------|-------|------|-------|

### VOLKSWAGEN

FOR CROSS REFERENCE FROM O.E. VOLKSWAGEN # TO STI, SEE PAGE # 118

#### 411, 412 (Type 4)

|    |               |  |       |      |
|----|---------------|--|-------|------|
| H4 | 1.7, 1.8 LTR. |  | 71-74 | 276E |
|----|---------------|--|-------|------|

#### BEETLE, KARMANN GHIA (Type 1)

|    |                         |  |       |     |
|----|-------------------------|--|-------|-----|
| H4 | 1.2, 1.3, 1.5, 1.6 LTR. |  | 53-79 | 101 |
|----|-------------------------|--|-------|-----|

#### CABRIO

|    |                |                                       |       |             |
|----|----------------|---------------------------------------|-------|-------------|
| L4 | 2.0 LTR. (ABA) |                                       | 95-02 | 455 w/Loom^ |
| L4 | 2.0 LTR. (ABA) | #6N0 905 104 (Ign. Coil - 1 Required) | 95-02 | 5010        |

#### CABRIOLET

|    |                   |  |       |     |
|----|-------------------|--|-------|-----|
| L4 | 1.8 LTR. (2H, JH) |  | 85-93 | 324 |
|----|-------------------|--|-------|-----|

#### CORRADO

|    |          |  |       |     |
|----|----------|--|-------|-----|
| L4 | 1.8 LTR. |  | 90-91 | 324 |
|----|----------|--|-------|-----|

#### CORRADO (VR6)

|    |                                                |                                      |       |         |
|----|------------------------------------------------|--------------------------------------|-------|---------|
| V6 | 2.8 LTR. (AAA) (For appl. without a Coil Lead) | From VIN #P-010001 on                | 93-95 | 430 NC^ |
| V6 | 2.8 LTR. (AAA) (For appl. without a Coil Lead) | #021 905 106 (Coil Pack -1 Required) | 93-95 | 5022    |
| V6 | 2.8 LTR. (AAA) (For appl. with a Coil Lead)    | Up to VIN #P-010000                  | 92-93 | 430^    |

#### DASHER

|    |               |  |       |     |
|----|---------------|--|-------|-----|
| L4 | 1.5, 1.6 LTR. |  | 74-80 | 400 |
|----|---------------|--|-------|-----|

#### EOS

|    |                     |                                        |       |       |
|----|---------------------|----------------------------------------|-------|-------|
| L4 | 2.0 LTR. DOHC (BPY) | Direct Ignition Coil Unit (4 Required) | 07-08 | 20127 |
| V6 | 3.2 LTR.            | Direct Ignition Coil Unit (6 Required) | 07-08 | 20122 |

#### EUROVAN

|    |                     |                                        |       |          |
|----|---------------------|----------------------------------------|-------|----------|
| L5 | 2.5 LTR. (ACU)      | From VIN #S-045001 on                  | 95-96 | 481/29** |
| L5 | 2.5 LTR. (AAF, ACU) | Up to VIN #S-045000                    | 92-95 | 481*     |
| L5 | 2.5 LTR. (AAF, ACU) | #6N0 905 104 (Ign. Coil - 1 Required)  | 92-96 | 5010     |
| V6 | 2.8 LTR. (AXK)      | Direct Ignition Coil Unit (6 Required) | 01-04 | 11971T   |
| V6 | 2.8 LTR. (AES)      | #021 905 106 (Coil Pack -1 Required)   | 97-00 | 5022     |
| V6 | 2.8 LTR. (AES)      |                                        | 97-00 | 655^     |

#### FASTBACK, SQUAREBACK (Type 3)

|    |          |  |       |     |
|----|----------|--|-------|-----|
| H4 | 1.5 LTR. |  | 66-67 | 102 |
| H4 | 1.6 LTR. |  | 68-73 | 103 |

#### FOX

|    |          |  |       |     |
|----|----------|--|-------|-----|
| L4 | 1.8 LTR. |  | 87-93 | 324 |
|----|----------|--|-------|-----|

\* This set includes a 420mm Coil Lead.

\*\* This set includes a 720mm Coil Lead.

^ Order # 32Z for a Spark Plug Connector Removal Tool (page # 100) specifically designed for these applications.



| CY. | APPLICATION | NOTES | YEAR | STI # |
|-----|-------------|-------|------|-------|
|-----|-------------|-------|------|-------|

**VOLKSWAGEN - con't**

| <b>GOLF, GTI</b> |                          |                                        |       |                    |
|------------------|--------------------------|----------------------------------------|-------|--------------------|
| L4               | 1.8 LTR. (AWW, AWD, AWP) | From Vin #1J-1-000-001 on (4 Required) | 00-06 | <b>11961T</b>      |
| L4               | 1.8 LTR. (AWW, AWD)      | Up to Vin #1J-Y-900-000 (4 Required)   | 00-01 | <b>5014^^</b>      |
| L4               | 1.8 LTR. (ACC)           | Canada                                 | 93-97 | <b>324</b>         |
| L4               | 1.8 LTR.                 |                                        | 85-92 | <b>324</b>         |
| L4               | 1.8 LTR. 16-Valve (PL)   |                                        | 87-89 | <b>319 w/Loom</b>  |
| L4               | 2.0 LTR. (AVH, AZG, BEV) | #06A 905 097 (Coil Pack - 1 Required)  | 00 on | <b>5034</b>        |
| L4               | 2.0 LTR. (AVH, AZG, BEV) | Note: For AVH, AZG, BEV Eng. Only!     | 00 on | <b>685^</b>        |
| L4               | 2.0 LTR. (AEG)           | Note: For AEG Eng. Only!               | 99-01 | <b>632^</b>        |
| L4               | 2.0 LTR. (AEG)           | #032 905 106B (Coil Pack -1 Required)  | 99-01 | <b>5012</b>        |
| L4               | 2.0 LTR. (ABA)           |                                        | 93-99 | <b>455 w/Loom^</b> |
| L4               | 2.0 LTR. (ABA)           | #6N0 905 104 (Ign. Coil - 1 Required)  | 93-99 | <b>5010</b>        |
| L4               | 2.0 LTR. 16-Valve (9A)   | With Loom and Sensor Cable             | 90-92 | <b>319 PLUS</b>    |
| L4               | 2.0 LTR. 16-Valve (9A)   | Sensor Cable Only                      | 90-92 | <b>448N</b>        |

| <b>GOLF, GTI (VR6)</b> |                                                |                                        |       |                |
|------------------------|------------------------------------------------|----------------------------------------|-------|----------------|
| V6                     | 2.8 LTR. (AFP)                                 |                                        | 99-02 | <b>656</b>     |
| V6                     | 2.8 LTR. (AFP)                                 | #021 905 106C (Coil Pack -1 Required)  | 99-02 | <b>5023</b>    |
| V6                     | 2.8 LTR. (AAA) (For appl. without a Coil Lead) |                                        | 95-99 | <b>430 NC^</b> |
| V6                     | 2.8 LTR. (AAA) (For appl. without a Coil Lead) | #021 905 106 (Coil Pack -1 Required)   | 95-99 | <b>5022</b>    |
| V6                     | 2.8 LTR. (BDF)                                 | Direct Ignition Coil Unit (6 Required) | 02-04 | <b>20121</b>   |

| <b>GOLF R32</b> |                |                                        |      |              |
|-----------------|----------------|----------------------------------------|------|--------------|
| V6              | 3.2 LTR. (BJS) | Direct Ignition Coil Unit (6 Required) | 2004 | <b>20122</b> |

| <b>GOLF V, GTI</b> |                     |                                        |       |              |
|--------------------|---------------------|----------------------------------------|-------|--------------|
| L4                 | 2.0 LTR. DOHC (BPY) | Direct Ignition Coil Unit (4 Required) | 06-08 | <b>20127</b> |

^ Order # 32Z for a Spark Plug Connector Removal Tool (page # 100) specifically designed for these applications.

^^ Square Top with Two Mounting Holes



| CY. | APPLICATION | NOTES | YEAR | STI # |
|-----|-------------|-------|------|-------|
|-----|-------------|-------|------|-------|

**VOLKSWAGEN - con't**

**JETTA, GLI**

|    |                          |                                        |       |             |
|----|--------------------------|----------------------------------------|-------|-------------|
| L4 | 1.6, 1.7 LTR.            | With Push-On Dist. Terminals           | 80-84 | 114SX       |
| L4 | 1.8 LTR. (AWW, AWD, AWP) | From Vin #1J-1-000-001 on (4 Required) | 00-05 | 11961T      |
| L4 | 1.8 LTR. (AWW, AWD)      | Up to Vin #1J-Y-900-000 (4 Required)   | 00-01 | 5014^^      |
| L4 | 1.8 LTR. (ACC)           | Canada                                 | 93-95 | 324         |
| L4 | 1.8 LTR.                 |                                        | 84-92 | 324         |
| L4 | 1.8 LTR. 16-Valve (PL)   |                                        | 87-89 | 319 w/Loom  |
| L4 | 2.0 LTR. (AVH, AZG, BEV) | #06A 905 097 (Coil Pack - 1 Required)  | 00 on | 5034        |
| L4 | 2.0 LTR. (AVH, AZG, BEV) | Note: For AVH, AZG, BEV Eng. Only!     | 00 on | 685^        |
| L4 | 2.0 LTR. (AEG)           | Note: For AEG Eng. Only!               | 99-01 | 632^        |
| L4 | 2.0 LTR. (AEG)           | #032 905 106B (Coil Pack -1 Required)  | 99-01 | 5012        |
| L4 | 2.0 LTR. (ABA)           |                                        | 93-99 | 455 w/Loom^ |
| L4 | 2.0 LTR. (ABA)           | #6N0 905 104 (Ign. Coil - 1 Required)  | 93-99 | 5010        |
| L4 | 2.0 LTR. 16-Valve (9A)   | With Loom and Sensor Cable             | 90-92 | 319 PLUS    |
| L4 | 2.0 LTR. 16-Valve (9A)   | Sensor Cable Only                      | 90-92 | 448N        |

**JETTA, GLI (VR6)**

|    |                                                |                                        |       |         |
|----|------------------------------------------------|----------------------------------------|-------|---------|
| V6 | 2.8 LTR. (AFP)                                 |                                        | 99 on | 656     |
| V6 | 2.8 LTR. (AFP)                                 | #021 905 106C (Coil Pack -1 Required)  | 99 on | 5023    |
| V6 | 2.8 LTR. (AAA) (For appl. without a Coil Lead) | From VIN #P-004605 on                  | 93-99 | 430 NC^ |
| V6 | 2.8 LTR. (AAA) (For appl. without a Coil Lead) | #021 905 106 (Coil Pack -1 Required)   | 93-99 | 5022    |
| V6 | 2.8 LTR. (AAA) (For appl. with a Coil Lead)    | Up to VIN #P-004604                    | 1993  | 430^    |
| V6 | 2.8 LTR. (BDF)                                 | Direct Ignition Coil Unit (6 Required) | 02-04 | 20121   |

**JETTA V, GLI**

|    |                          |                                        |       |       |
|----|--------------------------|----------------------------------------|-------|-------|
| L4 | 2.0 LTR. DOHC (BPY)      | Direct Ignition Coil Unit (4 Required) | 06-08 | 20127 |
| L5 | 2.5 LTR. DOHC (BGP, BGQ) | Direct Ignition Coil Unit (5 Required) | 05-08 | 20127 |

**NEW BEETLE**

|    |                                               |                                        |       |        |
|----|-----------------------------------------------|----------------------------------------|-------|--------|
| L4 | 1.8 LTR. (AWV, APH) From Vin #1Y-1-400-001 on | Direct Ignition Coil Unit (4 Required) | 99-05 | 11961T |
| L4 | 1.8 LTR. (AWV, APH)                           | Up to Vin #1C-Y-499-000 (4 Required)   | 00-01 | 5014^^ |
| L4 | 2.0 LTR. (AVH, AZG, BDC, BGD, BEV)            | AVH, AZG, BDC, BGD, BEV Eng. Only      | 01 on | 685^   |
| L4 | 2.0 LTR. (AVH, AZG, BDC, BGD, BEV)            | #06A 905 097 (Coil Pack - 1 Required)  | 01 on | 5034   |
| L4 | 2.0 LTR. (AEG)                                | Note: For AEG Eng. Only!               | 98-01 | 632^   |
| L4 | 2.0 LTR. (AEG)                                | #032 905 106B (Coil Pack - 1 Required) | 98-01 | 5012   |
| L5 | 2.5 LTR. DOHC (BPR, BPS)                      | Direct Ignition Coil Unit (5 Required) | 06-09 | 20127  |

**PASSAT**

|    |                     |                                        |       |             |
|----|---------------------|----------------------------------------|-------|-------------|
| L4 | 1.8 LTR. (AWM)      | Direct Ignition Coil Unit (4 Required) | 01-05 | 11961T      |
| L4 | 1.8 LTR. (AUG)      | Direct Ignition Coil Unit (4 Required) | 00-01 | 11961T      |
| L4 | 1.8 LTR. (ATW)      | Direct Ignition Coil Unit (4 Required) | 00-01 | 5014^^      |
| L4 | 1.8 LTR. (AEB)      | Direct Ignition Coil Unit (4 Required) | 98-00 | 11869       |
| L4 | 1.8 LTR. (PG)       | Canada Supercharged Eng.               | 92-93 | 324         |
| L4 | 2.0 LTR. DOHC (BPY) | Direct Ignition Coil Unit (4 Required) | 06-08 | 20127       |
| L4 | 2.0 LTR. (ABA)      |                                        | 95-96 | 455 w/Loom^ |
| L4 | 2.0 LTR. (ABA)      | #6N0 905 104 (Ign. Coil - 1 Required)  | 95-96 | 5010        |
| L4 | 2.0 LTR.            | With Loom and Sensor Cable             | 90-93 | 319 PLUS    |
| L4 | 2.0 LTR.            | Sensor Cable Only                      | 90-93 | 448N        |
| W8 | 4.0 LTR. (BDP)      | Direct Ignition Coil Unit (8 Required) | 02-04 | 20112       |

^ Order # 32Z for a Spark Plug Connector Removal Tool (page # 100) specifically designed for these applications.

^^ Square Top with Two Mounting Holes



| CY. | APPLICATION | NOTES | YEAR | STI # |
|-----|-------------|-------|------|-------|
|-----|-------------|-------|------|-------|

**VOLKSWAGEN - con't****PASSAT (V6)**

|    |                                |                                        |       |                 |
|----|--------------------------------|----------------------------------------|-------|-----------------|
| V6 | 2.8 LTR. Right Bank (AHA, ATQ) | Cyl 1, 2 & 3                           | 98 on | <b>233R200</b>  |
| V6 | 2.8 LTR. Left Bank (AHA, ATQ)  | Cyl 4, 5 & 6                           | 98 on | <b>233L200</b>  |
| V6 | 2.8 LTR. (AHA, ATQ)            | Ignition Coil Pack (078905104)         | 98 on | <b>11866T**</b> |
| V6 | 3.6 LTR. (BLV)                 | Direct Ignition Coil Unit (6 Required) | 06-10 | <b>20122</b>    |

**PASSAT (VR6)**

|    |                                                |                                      |       |                |
|----|------------------------------------------------|--------------------------------------|-------|----------------|
| V6 | 2.8 LTR. (AAA) (For appl. without a Coil Lead) |                                      | 94-97 | <b>430 NC^</b> |
| V6 | 2.8 LTR. (AAA) (For appl. without a Coil Lead) | #021 905 106 (Coil Pack -1 Required) | 94-97 | <b>5022</b>    |
| V6 | 2.8 LTR. (AAA) (For appl. with a Coil Lead)    |                                      | 1993  | <b>430^</b>    |

**PHAETON**

|     |                |                                         |       |              |
|-----|----------------|-----------------------------------------|-------|--------------|
| V8  | 4.2 LTR.       | Direct Ignition Coil Unit (8 Required)  | 04-06 | <b>20115</b> |
| W12 | 6.0 LTR. (BAP) | Direct Ignition Coil Unit (12 Required) | 04-06 | <b>20112</b> |

**QUANTUM (4 CYL)**

|    |               |                                   |       |            |
|----|---------------|-----------------------------------|-------|------------|
| L4 | 1.7 LTR.      |                                   | 82-83 | <b>400</b> |
| L4 | 1.8 LTR. (JN) | With OEM Type Screw-On Dist. Ends | 1985  | <b>324</b> |

**QUANTUM (5 CYL)**

|    |          |                                   |       |                    |
|----|----------|-----------------------------------|-------|--------------------|
| L5 | 2.2 LTR. | With OEM Type Screw-On Dist. Ends | 85-88 | <b>500S</b>        |
| L5 | 2.2 LTR. | With OEM Type Screw-On Dist. Ends | 85-88 | <b>090 w/Loom*</b> |
| L5 | 2.2 LTR. | With OEM Type Push-On Dist. Ends  | 83-84 | <b>500</b>         |
| L5 | 2.2 LTR. | With OEM Type Push-On Dist. Ends  | 83-84 | <b>500 w/Loom*</b> |

**RABBIT, GTI, PICKUP**

|    |                         |                                        |       |              |
|----|-------------------------|----------------------------------------|-------|--------------|
| L4 | 1.5, 1.6, 1.7, 1.8 LTR. |                                        | 75-84 | <b>114SX</b> |
| L5 | 2.5 LTR. DOHC           | Direct Ignition Coil Unit (5 Required) | 06-08 | <b>20127</b> |

**SCIROCCO**

|    |                         |        |       |                   |
|----|-------------------------|--------|-------|-------------------|
| L4 | 1.5, 1.6, 1.7, 1.8 LTR. |        | 75-84 | <b>114SX</b>      |
| L4 | 1.8 LTR. 16-Valve (PL)  |        | 87-88 | <b>319 w/Loom</b> |
| L4 | 1.8 LTR. (JH)           | Canada | 88-89 | <b>324</b>        |
| L4 | 1.8 LTR. (JH)           |        | 85-88 | <b>324</b>        |

**THING (Type 1)**

|    |          |  |       |            |
|----|----------|--|-------|------------|
| H4 | 1.6 LTR. |  | 73-74 | <b>101</b> |
|----|----------|--|-------|------------|

**TOUAREG**

|    |                      |                                        |       |              |
|----|----------------------|----------------------------------------|-------|--------------|
| V6 | 3.2 LTR.             | Direct Ignition Coil Unit (6 Required) | 04-06 | <b>20122</b> |
| V6 | 3.6 LTR.             | Direct Ignition Coil Unit (6 Required) | 07-10 | <b>20122</b> |
| V8 | 4.2 LTR. (BAR) Red   | Direct Ignition Coil Unit (8 Required) | 06-09 | <b>20128</b> |
| V8 | 4.2 LTR. (AXQ) Black | Direct Ignition Coil Unit (8 Required) | 04-06 | <b>20115</b> |

**TRANSPORTER (Type 2)**

|    |                    |  |       |               |
|----|--------------------|--|-------|---------------|
| L4 | 1.2, 1.5, 1.6 LTR. |  | 55-71 | <b>101</b>    |
| L4 | 1.7, 1.8, 2.0 LTR. |  | 72-79 | <b>276E^^</b> |

**VANAGON**

|    |               |                                     |       |               |
|----|---------------|-------------------------------------|-------|---------------|
| L4 | 1.9, 2.1 LTR. | For Vehicles w/ Screw-On Dist. Ends | 84-92 | <b>276</b>    |
| L4 | 2.0 LTR.      | For Vehicles w/ Push-On Dist. Ends  | 80-83 | <b>276E^^</b> |

\* Optional set assembled in an OE type Loom.

\*\* Ignition Module used in conjunction with #233L200 & #233R200.

^ Order # 32Z for a Spark Plug Connector Removal Tool (page # 100) specifically designed for these applications.

^^ This set includes an 11" & 21" Coil Lead.

| CY.                                                          | APPLICATION                            | NOTES                                  | YEAR  | STI # |
|--------------------------------------------------------------|----------------------------------------|----------------------------------------|-------|-------|
| <b>VOLVO</b>                                                 |                                        |                                        |       |       |
| (ALL VOLVO CABLE SETS INCLUDE A COIL LEAD)                   |                                        |                                        |       |       |
| FOR CROSS REFERENCE FROM O.E. VOLVO # TO STI, SEE PAGE # 119 |                                        |                                        |       |       |
| <b>122</b>                                                   |                                        |                                        |       |       |
| L4                                                           | 1.6, 1.8 LTR.                          |                                        | 57-68 | 115   |
| <b>140 SERIES</b>                                            |                                        |                                        |       |       |
| L4                                                           | 1.8, 2.0 LTR.                          |                                        | 67-74 | 115   |
| <b>160 SERIES</b>                                            |                                        |                                        |       |       |
| L6                                                           | 3.0 LTR.                               |                                        | 69-75 | 116   |
| <b>1800</b>                                                  |                                        |                                        |       |       |
| L4                                                           | 1.8, 2.0 LTR.                          |                                        | 61-73 | 115   |
| <b>240 SERIES, DL, GL</b>                                    |                                        |                                        |       |       |
| L4                                                           | 2.0 LTR. (B20F)                        |                                        | 1975  | 115   |
| L4                                                           | 2.1 LTR. (B21F)                        | With 30" Coil Lead                     | 76-80 | 244   |
| L4                                                           | 2.1, 2.3 LTR. (B21FT, B230F)           | With 23" Coil Lead                     | 81-87 | 223*  |
| L4                                                           | 2.3 LTR. (B230F)                       |                                        | 88-93 | 328** |
| <b>260 SERIES</b>                                            |                                        |                                        |       |       |
| L6                                                           | 2.7, 2.8 LTR. (B27F, B28F)             |                                        | 76-82 | 262   |
| <b>740</b>                                                   |                                        |                                        |       |       |
| L4                                                           | 2.3 LTR. (B230F)                       | With REGINA REX COIL ONLY              | 89-92 | 331L  |
| L4                                                           | 2.3 LTR. incl. Turbo (B230F, B230FT)   | With 22" Coil Lead                     | 88-92 | 331** |
| L4                                                           | 2.3 LTR. 16-Valve (B234F)              | With 22" Coil Lead                     | 89-90 | 331   |
| L4                                                           | 2.3 LTR. incl. Turbo (B230F, B230FT)   |                                        | 85-87 | 277*  |
| <b>760</b>                                                   |                                        |                                        |       |       |
| L4                                                           | 2.3 LTR. Turbo (B230FT)                | With 22" Coil Lead                     | 88-91 | 331** |
| L4                                                           | 2.3 LTR. Turbo (B230FT)                |                                        | 85-87 | 277*  |
| L6                                                           | 2.8 LTR. (B280F)                       | Equipped with Sensor Cable             | 86-90 | 410   |
| L6                                                           | 2.8 LTR. (B28F)                        |                                        | 83-85 | 262   |
| <b>780</b>                                                   |                                        |                                        |       |       |
| L4                                                           | 2.3 LTR. Turbo (B230FT)                | With 22" Coil Lead                     | 89-91 | 331   |
| L6                                                           | 2.8 LTR. (B280F)                       | Equipped with Sensor Cable             | 87-90 | 410   |
| <b>850</b>                                                   |                                        |                                        |       |       |
| L5                                                           | 2.3, 2.4 LTR. (B5234F/FT, B5254F/FT)   | This set contains a Coil Lead          | 93-97 | 454   |
| L5                                                           | 2.3, 2.4 LTR. (B5234F/FT, B5254F/FT )  | #1275174 (Ign. Coil - 1 Required)      | 93-97 | 5025  |
| <b>940</b>                                                   |                                        |                                        |       |       |
| L4                                                           | 2.3 LTR. (B230F)                       | With REGINA REX COIL ONLY              | 94-95 | 328L  |
| L4                                                           | 2.3 LTR. incl. Turbo (B230F/FT, B234F) |                                        | 91-95 | 331   |
| <b>960</b>                                                   |                                        |                                        |       |       |
| L6                                                           | 2.9 LTR. (B6304)                       | Direct Ignition Coil Unit (6 Required) | 92-97 | 5075  |
| <b>COUPE, GLE</b>                                            |                                        |                                        |       |       |
| L6                                                           | 2.8 LTR. (B28F)                        |                                        | 80-82 | 262   |
| <b>C30</b>                                                   |                                        |                                        |       |       |
| L5                                                           | 2.4 LTR.                               | Direct Ignition Coil Unit (5 Required) | 2008  | 5086  |
| L5                                                           | 2.5 LTR.                               | Direct Ignition Coil Unit (5 Required) | 08-09 | 5086  |

\* Use with Threaded type Spark Plugs. (without the shell)

\*\* Use with SAE type Spark Plugs. (with the shell)



| CY. | APPLICATION | NOTES | YEAR | STI # |
|-----|-------------|-------|------|-------|
|-----|-------------|-------|------|-------|

**VOLVO - con't**

(ALL VOLVO CABLE SETS INCLUDE A COIL LEAD)

**C70**

|    |                           |                                        |       |             |
|----|---------------------------|----------------------------------------|-------|-------------|
| L5 | 2.3 LTR. DOHC Turbo       |                                        | 1998  | <b>454</b>  |
| L5 | 2.3 LTR. DOHC Turbo       | #1275174 (Ign. Coil - 1 Required)      | 1998  | <b>5025</b> |
| L5 | 2.3, 2.4 LTR. Turbo       | Direct Ignition Coil Unit (5 Required) | 99-04 | <b>5056</b> |
| L5 | 2.4 LTR. DOHC incl. Turbo |                                        | 1998  | <b>454</b>  |
| L5 | 2.4 LTR. DOHC incl. Turbo | #1275174 (Ign. Coil - 1 Required)      | 1998  | <b>5025</b> |
| L5 | 2.5 LTR.                  | Direct Ignition Coil Unit (5 Required) | 06-09 | <b>5086</b> |

**GLT**

|    |                        |  |       |            |
|----|------------------------|--|-------|------------|
| L4 | 2.1 LTR. Turbo (B21FT) |  | 80-85 | <b>223</b> |
|----|------------------------|--|-------|------------|

**S40**

|    |                                   |                                        |       |               |
|----|-----------------------------------|----------------------------------------|-------|---------------|
| L4 | 1.9 LTR. DOHC incl. Turbo (B4204) | OE # 1275603                           | 00-04 | <b>697***</b> |
| L4 | 1.9 LTR. (B4204T)                 | Direct Ignition Coil Unit (2 Required) | 00-04 | <b>5076</b>   |
| L5 | 2.4 LTR.                          | Direct Ignition Coil Unit (5 Required) | 04-09 | <b>5086</b>   |
| L5 | 2.5 LTR.                          | Direct Ignition Coil Unit (5 Required) | 04-09 | <b>5086</b>   |

**S60**

|    |                      |                                        |       |             |
|----|----------------------|----------------------------------------|-------|-------------|
| L5 | 2.3 LTR. Turbo       | Direct Ignition Coil Unit (5 Required) | 01-04 | <b>5056</b> |
| L5 | 2.4 LTR.             | Direct Ignition Coil Unit (5 Required) | 07-09 | <b>5086</b> |
| L5 | 2.4 LTR. Incl. Turbo | Direct Ignition Coil Unit (5 Required) | 01-06 | <b>5056</b> |
| L5 | 2.5 LTR.             | Direct Ignition Coil Unit (5 Required) | 04-09 | <b>5086</b> |
| L5 | 2.5 LTR. Turbo       | Direct Ignition Coil Unit (5 Required) | 2003  | <b>5056</b> |

**S70**

|    |                           |                                        |       |             |
|----|---------------------------|----------------------------------------|-------|-------------|
| L5 | 2.3 LTR. Turbo            | Direct Ignition Coil Unit (5 Required) | 99-00 | <b>5056</b> |
| L5 | 2.3 LTR. DOHC Turbo       |                                        | 1998  | <b>454</b>  |
| L5 | 2.3 LTR. DOHC Turbo       | #1275174 (Ign. Coil - 1 Required)      | 1998  | <b>5025</b> |
| L5 | 2.4 LTR. Incl. Turbo      | Direct Ignition Coil Unit (5 Required) | 99-00 | <b>5056</b> |
| L5 | 2.4 LTR. DOHC incl. Turbo |                                        | 1998  | <b>454</b>  |
| L5 | 2.4 LTR. DOHC incl. Turbo | #1275174 (Ign. Coil - 1 Required)      | 1998  | <b>5025</b> |

**S80**

|    |                      |                                        |       |             |
|----|----------------------|----------------------------------------|-------|-------------|
| L5 | 2.5 LTR. Turbo       | Direct Ignition Coil Unit (5 Required) | 05-06 | <b>5056</b> |
| L6 | 2.9 LTR. Incl. Turbo | Direct Ignition Coil Unit (6 Required) | 99-05 | <b>5056</b> |
| L6 | 2.8 LTR. Turbo       | Direct Ignition Coil Unit (6 Required) | 99-02 | <b>5056</b> |

**S90**

|    |                  |                                        |       |             |
|----|------------------|----------------------------------------|-------|-------------|
| L6 | 2.9 LTR. (B6304) | Direct Ignition Coil Unit (6 Required) | 97-98 | <b>5075</b> |
|----|------------------|----------------------------------------|-------|-------------|

**V40**

|    |                                   |                                        |       |               |
|----|-----------------------------------|----------------------------------------|-------|---------------|
| L4 | 1.9 LTR. DOHC incl. Turbo (B4204) | OE # 1275603                           | 00-04 | <b>697***</b> |
| L4 | 1.9 LTR. (B4204T)                 | Direct Ignition Coil Unit (2 Required) | 00-04 | <b>5076</b>   |

**V50**

|    |          |                                        |       |             |
|----|----------|----------------------------------------|-------|-------------|
| L5 | 2.4 LTR. | Direct Ignition Coil Unit (5 Required) | 05-09 | <b>5086</b> |
| L5 | 2.5 LTR. | Direct Ignition Coil Unit (5 Required) | 05-09 | <b>5086</b> |

\*\*\* This set has only two leads. The other two cylinders use Direct Ignition # 5076



| CY. | APPLICATION | NOTES | YEAR | STI # |
|-----|-------------|-------|------|-------|
|-----|-------------|-------|------|-------|

### VOLVO - con't

(ALL VOLVO CABLE SETS INCLUDE A COIL LEAD)

#### V70

|    |                           |                                        |       |      |
|----|---------------------------|----------------------------------------|-------|------|
| L5 | 2.3 LTR. Turbo            | Direct Ignition Coil Unit (5 Required) | 99-04 | 5056 |
| L5 | 2.3 LTR. DOHC Turbo       |                                        | 1998  | 454  |
| L5 | 2.3 LTR. DOHC Turbo       | #1275174 (Ign. Coil - 1 Required)      | 1998  | 5025 |
| L5 | 2.4 LTR. incl. Turbo      | Direct Ignition Coil Unit (5 Required) | 99-07 | 5056 |
| L5 | 2.4 LTR. DOHC incl. Turbo |                                        | 1998  | 454  |
| L5 | 2.4 LTR. DOHC incl. Turbo | #1275174 (Ign. Coil - 1 Required)      | 1998  | 5025 |
| L5 | 2.5 LTR. Turbo (B5254T2)  | Direct Ignition Coil Unit (5 Required) | 2007  | 5056 |
| L5 | 2.5 LTR. (B5254T4)        | Direct Ignition Coil Unit (5 Required) | 2007  | 5086 |
| L5 | 2.5 LTR. Turbo            | Direct Ignition Coil Unit (5 Required) | 03-06 | 5056 |

#### V90

|    |                  |                                        |       |      |
|----|------------------|----------------------------------------|-------|------|
| L6 | 2.9 LTR. (B6304) | Direct Ignition Coil Unit (6 Required) | 97-98 | 5075 |
|----|------------------|----------------------------------------|-------|------|

#### XC70

|    |                |                                        |       |      |
|----|----------------|----------------------------------------|-------|------|
| L5 | 2.5 LTR. Turbo | Direct Ignition Coil Unit (5 Required) | 03-07 | 5056 |
|----|----------------|----------------------------------------|-------|------|

#### XC90

|    |          |                                        |       |      |
|----|----------|----------------------------------------|-------|------|
| L5 | 2.5 LTR. | Direct Ignition Coil Unit (5 Required) | 03-06 | 5056 |
| L6 | 2.9 LTR. | Direct Ignition Coil Unit (6 Required) | 03-05 | 5056 |

### YUGO

#### GV PLUS

|    |          |                         |       |     |
|----|----------|-------------------------|-------|-----|
| L4 | 1.3 LTR. | With OEM Type Plug Ends | 90-92 | 411 |
|----|----------|-------------------------|-------|-----|

#### GV, GVL, GVX

|    |               |  |       |     |
|----|---------------|--|-------|-----|
| L4 | 1.1, 1.3 LTR. |  | 86-90 | 220 |
|----|---------------|--|-------|-----|

## MERCEDES-BENZ V6 & V8 PULLER / INSTALLATION TOOL

(Part # 2771Z)

Mercedes-Benz V6 & V8 Engines “Do Not” provide much room to safely replace the wire set. The spark plug boot may also adhere to the spark plug over time, making it even tougher to remove in this limited work space. Our Tool # 2771Z allows you to easily remove or install the wire set with out destroying it or your knuckles.



---

## VW/AUDI PULLER TOOL

(Part # 32Z)

This sturdy steel tool has been specifically designed to safely remove the Spark Plug Connector from specific VW/AUDI applications. It is also Manganese Phosphate coated for durability and rust protection.



---

## GENERAL PURPOSE TOOL

(Part # 28Z)

These puller tools are ideal for when the engine is **HOT**, and the spark plug connectors must be changed **NOW!**

Pulling on the connectors with improper pincers will often damage the connector or the plug. Our pullers are the easy and proper way of removing ignition cable set leads from Spark Plugs.



### BMW TO STI

| BMW PART #      | STI PART #            |
|-----------------|-----------------------|
| 12-12-1-247-361 | 484                   |
| 12-12-1-247-366 | 484                   |
| 12-12-1-247-521 | 491 w/Loom            |
| 12-12-1-247-521 | 491S w/Loom           |
| 12-12-1-247-523 | 491 w/Loom            |
| 12-12-1-247-523 | 491S w/Loom           |
| 12-12-1-266-706 | 322 w/Loom            |
| 12-12-1-277-632 | 321                   |
| 12-12-1-279-550 | 730 w/Loom            |
| 12-12-1-307-171 | 358 w/Loom            |
| 12-12-1-311-803 | 359 w/Loom            |
| 12-12-1-359-990 | 110 w/Loom            |
| 12-12-1-360-603 | 320                   |
| 12-12-1-360-842 | 109                   |
| 12-12-1-360-842 | 109L (Long Coil Wire) |
| 12-12-1-705-697 | 318                   |
| 12-12-1-705-714 | 325 w/Loom            |
| 12-12-1-705-716 | 530 w/Loom            |
| 12-12-1-705-718 | 535 w/Loom            |
| 12-12-1-710-664 | 528 w/Loom            |
| 12-12-1-714-154 | 360 w/Loom            |
| 12-12-1-716-939 | 391 w/Loom            |
| 12-12-1-717-646 | 467 w/Loom            |
| 12-12-1-718-606 | 353 w/Loom            |
| 12-12-1-718-607 | 354 w/Loom            |
| 12-12-1-720-525 | 391 w/Loom            |
| 12-12-1-720-529 | 360 w/Loom            |
| 12-12-1-720-530 | 360 w/Loom            |
| 12-12-1-721-932 | 432 w/Loom            |
| 12-12-1-721-932 | 432S w/Loom           |
| 12-12-1-722-253 | 391 w/Loom            |
| 12-12-1-725-039 | 354 w/Loom            |
| 12-12-1-725-040 | 353 w/Loom            |
| 12-12-1-726-037 | 360 w/Loom            |
| 12-12-1-727-100 | 432 w/Loom            |
| 12-12-1-727-686 | 467 w/Loom            |
| 12-12-1-731-356 | 415 w/Loom            |

| BMW PART #      | STI PART #  |
|-----------------|-------------|
| 12-12-1-731-357 | 416 w/Loom  |
| 12-12-1-733-006 | 415 w/Loom  |
| 12-12-1-733-020 | 416 w/Loom  |
| 12-12-1-733-218 | 353 w/Loom  |
| 12-12-1-733-219 | 354 w/Loom  |
| 12-12-1-741-331 | 246L w/Loom |
| 12-12-1-741-330 | 246R w/Loom |
| 12-12-1-741-332 | 246R w/Loom |
| 12-12-1-741-333 | 246L w/Loom |
| 12-12-1-742-887 | 238R w/Loom |
| 12-12-1-742-888 | 238L w/Loom |
| 12-13-1-317-232 | 11863T      |
| 12-13-1-317-585 | 11857T      |
| 12-13-1-402-440 | 11857T      |
| 12-13-1-404-102 | 11863T      |
| 12-13-1-404-309 | 11864T      |
| 12-13-1-703-359 | 11856T      |
| 12-13-1-703-360 | 11855T      |
| 12-13-1-703-825 | 11860T      |
| 12-13-1-712-219 | 20110       |
| 12-13-1-712-223 | 20110       |
| 12-13-1-726-177 | 11856T      |
| 12-13-1-726-178 | 11856T      |
| 12-13-1-727-108 | 11855T      |
| 12-13-1-729-842 | 11856T      |
| 12-13-1-730-520 | 11855T      |
| 12-13-1-730-765 | 11856T      |
| 12-13-1-731-884 | 11856T      |
| 12-13-1-748-017 | 11860T      |
| 12-13-1-748-018 | 11859T      |
| 12-13-7-551-260 | 20110       |
| 12-13-7-575-010 | 20360       |
| 12-13-7-594-933 | T.B.A.      |
| 12-13-7-594-937 | T.B.A. # 2  |
| 12-13-9-066-468 | 11855T      |
| 82-11-0-393-996 | 702         |

FOR REFERENCE ONLY!

REFER TO THE BMW MODEL LISTINGS FOR THE CORRECT APPLICATION.

## BOSCH TO STI

| BOSCH PART # | STI PART # |
|--------------|------------|
| 00-083       | 11856T     |
| 00-088       | 5004       |
| 00-106       | 5025       |
| 00-110       | 11860T     |
| 00-119       | 5004       |
| 09-001       | 101        |
| 09-003       | 102        |
| 09-004       | 103        |
| 09-005       | 114SX      |
| 09-006       | 114        |
| 09-007       | 400        |
| 09-008       | 500        |
| 09-009       | 911        |
| 09-010       | 320        |
| 09-011       | 110 w/Loom |
| 09-012       | 109        |
| 09-012       | 109L       |
| 09-013       | 601        |
| 09-014       | 700        |
| 09-015       | 700        |
| 09-016       | 728        |
| 09-017       | 719        |
| 09-018       | 757        |
| 09-019       | 681        |
| 09-020       | 924        |
| 09-022       | 315        |
| 09-023       | 113        |
| 09-024       | 113B       |
| 09-025       | 686        |
| 09-026       | 660        |
| 09-027       | 113C/8     |
| 09-028       | 113D/8     |
| 09-029       | 113U       |
| 09-030       | 111        |
| 09-030       | 113E       |
| 09-031       | 433        |
| 09-032       | 115        |
| 09-034       | 262        |
| 09-035       | 460        |
| 09-036       | 129        |
| 09-037       | 330        |
| 09-038       | 299        |
| 09-039       | 126        |

| BOSCH PART # | STI PART # |
|--------------|------------|
| 09-040       | 260        |
| 09-041       | 146        |
| 09-042       | 146        |
| 09-043       | 150        |
| 09-044       | 149        |
| 09-045       | 146        |
| 09-046       | 133        |
| 09-048       | 199        |
| 09-056       | 229        |
| 09-062       | 135        |
| 09-065       | 210        |
| 09-070       | 135        |
| 09-071       | 315        |
| 09-072       | 306        |
| 09-074       | 230        |
| 09-077       | 181        |
| 09-079       | 132        |
| 09-080       | 220        |
| 09-083       | 425        |
| 09-088       | 187        |
| 09-088       | 227        |
| 09-089       | 314        |
| 09-091       | 324        |
| 09-091       | 400        |
| 09-095       | 262        |
| 09-096       | 928        |
| 09-097       | 133        |
| 09-098       | 229        |
| 09-100       | 292        |
| 09-102       | 321        |
| 09-104       | 630        |
| 09-105       | 406        |
| 09-106       | 265        |
| 09-106       | 306        |
| 09-113       | 199        |
| 09-113       | 314        |
| 09-114       | 286        |
| 09-115       | 944        |
| 09-116       | 472        |
| 09-119       | 417        |
| 09-120       | 417        |
| 09-122       | 314        |
| 09-123       | 626        |

| BOSCH PART # | STI PART # |
|--------------|------------|
| 09-124       | 273        |
| 09-124       | 335        |
| 09-124       | 363        |
| 09-125       | 315        |
| 09-125       | 334        |
| 09-127       | 805        |
| 09-128       | 924T       |
| 09-131       | 291        |
| 09-133       | 207        |
| 09-134       | 460        |
| 09-136       | 617        |
| 09-137       | 318        |
| 09-138       | 312        |
| 09-139       | 274        |
| 09-140       | 601        |
| 09-141       | 113F       |
| 09-144       | 325 w/Loom |
| 09-145       | 535 w/Loom |
| 09-146       | 113L/37    |
| 09-147       | 113M       |
| 09-148       | 113N       |
| 09-150       | 434        |
| 09-151       | 968        |
| 09-152       | 324 STD    |
| 09-154       | 221        |
| 09-155       | 258        |
| 09-155       | 337        |
| 09-155       | 352        |
| 09-156       | 332        |
| 09-157       | 339        |
| 09-159       | 344        |
| 09-160       | 348        |
| 09-162       | 301        |
| 09-163       | 299        |
| 09-163       | 330        |
| 09-164       | 113G/8     |
| 09-166       | 428        |
| 09-167       | 307        |
| 09-167       | 372        |
| 09-168       | 113K       |
| 09-170       | 129        |
| 09-171       | 107        |
| 09-171       | 276E       |

FOR REFERENCE ONLY!

REFER TO OUR MODEL LISTINGS FOR THE CORRECT APPLICATION

### BOSCH TO STI

| BOSCH<br>PART # | STI<br>PART # |
|-----------------|---------------|
| 09-172          | 275           |
| 09-175          | 390           |
| 09-177          | 405           |
| 09-178          | 236           |
| 09-178          | 297           |
| 09-180          | 276           |
| 09-182          | 298           |
| 09-184          | 404           |
| 09-185          | 334           |
| 09-186          | 427           |
| 09-188          | 362           |
| 09-189          | 429           |
| 09-190          | 361           |
| 09-190          | 383           |
| 09-191          | 090           |
| 09-192          | 340           |
| 09-195          | 365           |
| 09-197          | 418           |
| 09-198          | 351           |
| 09-199          | 402           |
| 09-200          | 407           |
| 09-201          | 319 PLUS      |
| 09-201          | 319 w/Loom    |
| 09-203          | 409           |
| 09-204          | 331           |
| 09-205          | 377           |
| 09-206          | 679           |
| 09-207          | 314           |
| 09-208          | 413           |
| 09-209          | 376           |
| 09-210          | 382           |
| 09-211          | 347           |
| 09-211          | 376           |
| 09-213          | 414           |
| 09-215          | 310           |
| 09-216          | 388           |
| 09-217          | 444           |
| 09-219          | 227           |
| 09-220          | 422           |
| 09-221          | 199           |
| 09-222          | 426           |
| 09-223          | 215           |
| 09-223          | 337           |

| BOSCH<br>PART # | STI<br>PART # |
|-----------------|---------------|
| 09-223          | 352           |
| 09-224          | 331           |
| 09-225          | 328L          |
| 09-226          | 401           |
| 09-227          | 292           |
| 09-229          | 185           |
| 09-230          | 410           |
| 09-231          | 328           |
| 09-232          | 223           |
| 09-232          | 244           |
| 09-233          | 223           |
| 09-233          | 244           |
| 09-234          | 331L          |
| 09-235          | 277           |
| 09-236          | 331           |
| 09-237          | 287           |
| 09-238          | 364           |
| 09-239          | 471           |
| 09-240          | 406           |
| 09-241          | 453           |
| 09-242          | 463           |
| 09-243          | 462           |
| 09-244          | 408           |
| 09-245          | 452           |
| 09-246          | 425           |
| 09-247          | 448           |
| 09-248          | 457           |
| 09-249          | 374           |
| 09-250          | 378           |
| 09-251          | 460           |
| 09-252          | 460           |
| 09-253          | 461           |
| 09-254          | 379           |
| 09-255          | 376           |
| 09-256          | 449           |
| 09-257          | 419           |
| 09-258          | 432 w/Loom    |
| 09-259          | 911           |
| 09-260          | 930           |
| 09-261          | 945           |
| 09-262          | 970           |
| 09-263          | 970           |
| 09-264          | 434           |

| BOSCH<br>PART # | STI<br>PART # |
|-----------------|---------------|
| 09-265          | 931           |
| 09-266          | 931           |
| 09-267          | 102           |
| 09-268          | 501           |
| 09-269          | 400           |
| 09-270          | 324           |
| 09-271          | 114SX         |
| 09-272          | 276           |
| 09-273          | 324           |
| 09-274          | 423           |
| 09-275          | 327           |
| 09-276          | 456           |
| 09-277          | 343           |
| 09-278          | 443           |
| 09-278          | 446           |
| 09-283          | 722           |
| 09-284          | 625           |
| 09-285          | 761           |
| 09-286          | 221           |
| 09-292          | 711           |
| 09-294          | 495           |
| 09-297          | 649           |
| 09-300          | 267           |
| 09-301          | 267           |
| 09-303          | 612           |
| 09-306          | 704           |
| 09-308          | 498           |
| 09-312          | 412           |
| 09-315          | 786           |
| 09-321          | 497           |
| 09-322          | 616           |
| 09-323          | 615           |
| 09-324          | 803           |
| 09-325          | 488           |
| 09-326          | 486           |
| 09-327          | 439           |
| 09-328          | 604           |
| 09-329          | 601           |
| 09-330          | 795           |
| 09-331          | 323           |
| 09-332          | 451           |
| 09-333          | 602           |
| 09-334          | 603           |

FOR REFERENCE ONLY!

REFER TO OUR MODEL LISTINGS FOR THE CORRECT APPLICATION

## BOSCH TO STI

| BOSCH<br>PART # | STI<br>PART # | BOSCH<br>PART # | STI<br>PART # | BOSCH<br>PART # | STI<br>PART # |
|-----------------|---------------|-----------------|---------------|-----------------|---------------|
| 09-335          | 469           | 09-384          | 113S/39       | 09-445          | 492           |
| 09-336          | 436           | 09-385          | 483E          | 09-446          | 626           |
| 09-337          | 477           | 09-386          | 483           | 09-447          | 638           |
| 09-338          | 430           | 09-387          | 113R          | 09-448          | 766           |
| 09-339          | 455 w/Loom    | 09-388          | 482           | 09-449          | 719           |
| 09-340          | 454           | 09-389          | 482           | 09-450          | 770           |
| 09-341          | 368           | 09-390          | 637           | 09-451          | 754           |
| 09-342          | 481           | 09-391          | 628           | 09-452          | 782           |
| 09-344          | 465           | 09-399          | 747           | 09-453          | 777           |
| 09-345          | 450           | 09-400          | 760           | 09-454          | 750           |
| 09-346          | 608           | 09-401          | 639           | 09-455          | 756           |
| 09-347          | 609           | 09-402          | 720           | 09-456          | 714           |
| 09-348          | 493           | 09-404          | 363           | 09-457          | 748           |
| 09-351          | 805           | 09-410          | 733           | 09-458          | 765           |
| 09-352          | 442           | 09-414          | 312           | 09-459          | 781           |
| 09-353          | 489           | 09-415          | 279           | 09-460          | 693           |
| 09-354          | 490           | 09-416          | 217           | 09-461          | 692           |
| 09-355          | 727           | 09-418          | 616           | 09-463          | 694           |
| 09-356          | 431           | 09-419          | 678           | 09-464          | 695           |
| 09-357          | 474           | 09-420          | 651           | 09-465          | 703           |
| 09-358          | 492           | 09-421          | 650           | 09-466          | 647           |
| 09-359          | 624           | 09-422          | 382           | 09-467          | 717           |
| 09-360          | 610           | 09-423          | 726           | 09-468          | 684           |
| 09-361          | 619           | 09-424          | 667           | 09-469          | 645           |
| 09-362          | 746           | 09-425          | 610           | 09-470          | 725           |
| 09-363          | 614           | 09-428          | 368           | 09-471          | 689           |
| 09-364          | 627           | 09-428          | 791           | 09-472          | 687           |
| 09-365          | 476           | 09-429          | 669           | 09-473          | 688           |
| 09-366          | 113R          | 09-430          | 654           | 09-474          | 680           |
| 09-367          | 113V          | 09-431          | 673           | 09-475          | 634           |
| 09-368          | 618           | 09-432          | 653           | 09-476          | 690           |
| 09-369          | 621           | 09-433          | 657           | 09-477          | 713           |
| 09-370          | 622           | 09-434          | 671           | 09-478          | 672           |
| 09-371          | 623           | 09-435          | 670           | 09-479          | 673           |
| 09-372          | 611           | 09-436          | 652           | 09-480          | 651           |
| 09-373          | 438           | 09-437          | 418           | 09-481          | 645           |
| 09-374          | 779           | 09-438          | 662           | 09-482          | 646           |
| 09-377          | 768           | 09-439          | 640           | 09-483          | 677           |
| 09-378          | 641           | 09-440          | 636           | 09-484          | 715           |
| 09-379          | 699           | 09-441          | 659           | 09-485          | 233L200       |
| 09-380          | 712           | 09-442          | 658           | 09-485          | 233R200       |
| 09-381          | 762           | 09-443          | 672           | 09-486          | 655           |
| 09-382          | 113S/39       | 09-444          | 644           | 09-487          | 632           |

FOR REFERENCE ONLY!

REFER TO OUR MODEL LISTINGS FOR THE CORRECT APPLICATION

## BOSCH TO STI

| BOSCH<br>PART # | STI<br>PART # |
|-----------------|---------------|
| 09-488          | 656           |
| 09-489          | 718           |
| 09-491          | 745           |
| 09-492          | 743           |
| 09-493          | 744           |
| 09-494          | 663           |
| 09-495          | 718           |
| 09-496          | 789           |
| 09-497          | 694           |
| 09-499          | 811           |
| 09-500          | 090 w/Loom    |
| 09-502          | 325 w/Loom    |
| 09-503          | 535 w/Loom    |
| 09-506          | 391 w/Loom    |
| 09-507          | 391 w/Loom    |
| 09-508          | 360 w/Loom    |
| 09-509          | 360 w/Loom    |
| 09-510          | 358 w/Loom    |
| 09-511          | 359 w/Loom    |
| 09-513          | 530 w/Loom    |
| 09-514          | 500 w/Loom    |
| 09-515          | 528 w/Loom    |
| 09-614          | 698           |
| 09-616          | 734           |
| 09-619          | 496           |
| 09-629          | 735           |
| 09-631          | 705           |
| 09-633          | 736           |
| 09-634          | 605           |
| 09-635          | 737           |
| 09-638          | 776           |
| 09-642          | 606           |
| 09-645          | 480           |
| 09-649          | 706           |
| 09-651          | 600           |
| 09-686          | 780           |
| 09-691          | 801           |
| 09-693          | 721           |
| 09-696          | 783           |
| 09-700          | 707           |
| 09-708          | 708           |
| 09-710          | 494           |
| 09-712          | 767           |

| BOSCH<br>PART # | STI<br>PART # |
|-----------------|---------------|
| 09-713          | 738           |
| 09-714          | 475           |
| 09-719          | 739           |
| 09-720          | 771           |
| 09-725          | 468           |
| 09-727          | 759           |
| 09-733          | 752           |
| 09-734          | 751           |
| 09-735          | 740           |
| 09-737          | 664           |
| 09-739          | 749           |
| 09-740          | 676           |
| 09-741          | 741           |
| 09-743          | 742           |
| 09-744          | 775           |
| 09-745          | 794           |
| 09-754          | 769           |
| 09-755          | 764           |
| 09-763          | 691           |
| 09-764          | 778           |
| 09-765          | 696           |
| 09-766          | 732           |
| 09-767          | 755           |
| 09-768          | 701           |
| 09-769          | 774           |
| 09-770          | 698           |
| 09-775          | 709           |
| 09-777          | 807           |
| 09-779          | 763           |
| 09-780          | 710           |
| 09-781          | 753           |
| 09-782          | 674           |
| 09-783          | 682           |
| 09-784          | 674           |
| 09-785          | 675           |
| 09-787          | 773           |
| 09-788          | 732           |
| 09-789          | 716           |
| 09-790          | 793           |
| 09-791          | 699           |
| 09-792          | 772           |
| 09-793          | 810           |
| 09-794          | 787           |

| BOSCH<br>PART # | STI<br>PART # |
|-----------------|---------------|
| 09-795          | 806           |
| 09-796          | 676           |
| 09-797          | 647           |
| 09-798          | 724           |
| 09-799          | 702 & 702R    |
| 09-801          | 118           |
| 09-802          | 284           |
| 09-804          | 253           |
| 09-805          | 292           |
| 09-806          | 217           |
| 09-806          | 279           |
| 09-807          | 236           |
| 09-808          | 309           |
| 09-809          | 284B          |
| 09-810          | 729           |
| 09-811          | 384           |
| 09-812          | 790           |
| 09-813          | 424           |
| 09-814          | 420           |
| 09-815          | 421           |
| 09-816          | 404           |
| 09-818          | 370           |
| 09-819          | 473           |
| 09-820          | 802           |
| 09-821          | 804           |
| 09-822          | 485           |
| 09-823          | 440           |
| 09-824          | 466           |
| 09-825          | 370           |
| 09-826          | 620           |
| 09-827          | 648           |
| 09-828          | 370           |
| 09-829          | 370           |
| 09-830          | 384           |
| 09-831          | 384           |
| 09-832          | 217           |
| 09-833          | 217           |
| 09-834          | 370           |
| 09-835          | 665           |
| 09-836          | 662           |
| 09-838          | 670           |
| 09-839          | 685           |
| 09-840          | 757           |

FOR REFERENCE ONLY!

REFER TO OUR MODEL LISTINGS FOR THE CORRECT APPLICATION



## MERCEDES-BENZ

| STI #                                                           | BERU #      | MB #       |
|-----------------------------------------------------------------|-------------|------------|
| <b>113E</b><br>With Two Angled<br>Shielded Plug                 | ZEF-362     | -----      |
| <b>112</b><br>With Brown, Non<br>Shielded Plug                  | ZEF-363     | -----      |
| <b>113</b><br>With One Angled<br>Shielded Plug                  | ZEF-364     | -----      |
| <b>113A</b>                                                     | ZEF-364     | -----      |
| <b>113C/8</b><br>Push-on<br>Dist. Terminals                     | ZEF-402/406 | Q4-15-0030 |
| <b>113G/8</b><br>(36" Coil Wire)                                | ZEF-463/669 | Q4-15-0029 |
| <b>113F</b>                                                     | ZEF-466     | Q4-15-0025 |
| <b>113B</b>                                                     | ZEF-470     |            |
| <b>113D/8</b><br>(30" Coil Wire)<br>Screw-On<br>Dist. Terminals | ZEF-471     | -----      |
| <b>113K</b><br>With SAE Type<br>Dist. Conn.                     | ZEF-501     | -----      |

| STI #                         | BERU #      | MB #          |
|-------------------------------|-------------|---------------|
| <b>113L/37</b><br>(37" Coil ) | ZEF-558     | Q4-15-0027    |
| <b>113M</b>                   | ZEF-566/670 | Q4-15-0028    |
| <b>113N</b>                   | ZEF-585     | Q4-15-0026    |
| <b>113S/39</b>                | ZEF-597     | -----         |
| <b>113R</b>                   | ZEF-598     | -----         |
| <b>113V</b>                   | ZEF-634     | -----         |
| <b>113R</b>                   | ZEF-635     | -----         |
| <b>483</b>                    | ZEF-641     | Q4-15-0034    |
| <b>483E</b>                   | ZEF-641     | Q4-15-0033    |
| <b>482</b>                    | ZEF-642     | Q4-15-0031    |
| <b>483B</b>                   | ZLE-234     | 000-159-36-42 |
| <b>483B</b>                   | ZLE-247     | 000-159-41-42 |
| <b>642</b>                    | -----       | Q4-15-0032    |
| <b>661</b>                    | ZEF-1488    | -----         |
| <b>643</b>                    | ZEF-1442    | -----         |

### NGK TO STI

| NGK<br>PART # | NGK<br>WIRE<br>QUALITY | STI<br><i>SILICONE</i><br>PART # |
|---------------|------------------------|----------------------------------|
| RC-EUX006     | SILICONE               | <b>368</b>                       |
| RC-EUX022     | SILICONE               | <b>469</b>                       |
| RC-EUX012     | SILICONE               | <b>287</b>                       |
| RC-FDX013     | SILICONE               | <b>703</b>                       |
| RC-FDZ036     | SILICONE               | <b>480</b>                       |
| RC-FDZ057     | SILICONE               | <b>696</b>                       |
| RC-FDZ061     | SILICONE               | <b>720</b>                       |
| RC-FDZ066     | SILICONE               | <b>675</b>                       |
| RC-FDZ070     | SILICONE               | <b>754</b>                       |
| RC-FDZ074     | SILICONE               | <b>694</b>                       |
| RC-FDZ080     | SILICONE               | <b>692</b>                       |
| RC-FDZ081     | SILICONE               | <b>692</b>                       |
| RC-FDZ085     | SILICONE               | <b>787</b>                       |
| RC-FDZ086     | SILICONE               | <b>789</b>                       |
| RC-FDZ089     | SILICONE               | <b>694</b>                       |
| RC-FE21       | EPDM                   | <b>135</b>                       |
| RC-FE25       | EPDM                   | <b>349</b>                       |
| RC-FE26       | EPDM                   | <b>344</b>                       |
| RC-FE27       | EPDM                   | <b>348</b>                       |
| RC-FE28       | EPDM                   | <b>349</b>                       |
| FC-FE29       | EPDM                   | <b>405</b>                       |
| FC-FE30       | EPDM                   | <b>135</b>                       |
| RC-FE42       | EPDM                   | <b>135</b>                       |
| RC-FE43       | EPDM                   | <b>135</b>                       |
| RC-FE44       | EPDM                   | <b>348</b>                       |
| RC-FX31       | SILICONE               | <b>407</b>                       |
| RC-FX41       | SILICONE               | <b>623</b>                       |
| RC-FX45       | SILICONE               | <b>653</b>                       |
| RC-FX54       | SILICONE               | <b>654</b>                       |
| RC-FX55       | SILICONE               | <b>621</b>                       |
| RC-FX58       | SILICONE               | <b>673</b>                       |
| RC-FX61       | SILICONE               | <b>667</b>                       |
| RC-GMX082     | SILICONE               | <b>714</b>                       |
| RC-HE31       | EPDM                   | <b>230</b>                       |
| RC-HE33       | EPDM                   | <b>230</b>                       |
| RC-HE36       | EPDM                   | <b>215</b>                       |
| RC-HE37       | EPDM                   | <b>258</b>                       |
| RC-HE38       | EPDM                   | <b>273</b>                       |
| RC-HE39       | EPDM                   | <b>363</b>                       |
| RC-HE40       | EPDM                   | <b>352</b>                       |
| RC-HE48       | EPDM                   | <b>361</b>                       |

| NGK<br>PART # | NGK<br>WIRE<br>QUALITY | STI<br><i>SILICONE</i><br>PART # |
|---------------|------------------------|----------------------------------|
| RC-HE49       | EPDM                   | <b>362</b>                       |
| RC-HE51       | EPDM                   | <b>352</b>                       |
| RC-HE53       | EPDM                   | <b>370</b>                       |
| RC-HE54       | EPDM                   | <b>365</b>                       |
| RC-HE56       | EPDM                   | <b>384</b>                       |
| RC-HE57       | EPDM                   | <b>384</b>                       |
| RC-HE62       | EPDM                   | <b>384</b>                       |
| RC-HE64       | EPDM                   | <b>370</b>                       |
| RC-HE65       | EPDM                   | <b>626</b>                       |
| RC-HE66       | EPDM                   | <b>426</b>                       |
| RC-HE71       | EPDM                   | <b>370</b>                       |
| RC-HE73       | EPDM                   | <b>473</b>                       |
| RC-HE75       | EPDM                   | <b>619</b>                       |
| RC-HE76       | EPDM                   | <b>473</b>                       |
| RC-HE77       | EPDM                   | <b>384</b>                       |
| RC-HE80       | EPDM                   | <b>384</b>                       |
| RC-HE82       | EPDM                   | <b>384 NC</b>                    |
| RC-HE84       | EPDM                   | <b>426</b>                       |
| RC-HE85       | EPDM                   | <b>337</b>                       |
| RC-HE86       | EPDM                   | <b>665</b>                       |
| RC-HX55       | SILICONE               | <b>364</b>                       |
| RC-IE41       | EPDM                   | <b>199</b>                       |
| RC-IE42       | EPDM                   | <b>199</b>                       |
| RC-IE44       | EPDM                   | <b>372</b>                       |
| RC-IE45       | EPDM                   | <b>462</b>                       |
| RC-IE46       | EPDM                   | <b>298</b>                       |
| RC-IE48       | EPDM                   | <b>620</b>                       |
| RC-IE49       | EPDM                   | <b>614</b>                       |
| RC-IE54       | EPDM                   | <b>463</b>                       |
| RC-IE55       | EPDM                   | <b>462</b>                       |
| RC-IE56       | EPDM                   | <b>617</b>                       |
| RC-IX43       | SILICONE               | <b>299</b>                       |
| RC-IX47       | SILICONE               | <b>412</b>                       |
| RC-IX53       | SILICONE               | <b>637</b>                       |
| RC-IX59       | SILICONE               | <b>699</b>                       |
| RC-IX60       | SILICONE               | <b>717</b>                       |
| RC-KRX003     | SILICONE               | <b>645</b>                       |
| RC-KRX004     | SILICONE               | <b>715</b>                       |
| RC-KRX006     | SILICONE               | <b>724</b>                       |
| RC-KRX007     | SILICONE               | <b>684</b>                       |
| RC-KRX009     | SILICONE               | <b>758</b>                       |

FOR REFERENCE ONLY!

REFER TO OUR MODEL LISTINGS FOR THE CORRECT APPLICATION

### NGK TO STI

| NGK<br>PART # | NGK<br>WIRE<br>QUALITY | STI<br><i>SILICONE</i><br>PART # |
|---------------|------------------------|----------------------------------|
| RC-KRX011     | SILICONE               | <b>722</b>                       |
| RC-KRX013     | SILICONE               | <b>784</b>                       |
| RC-ME51       | EPDM                   | <b>185</b>                       |
| RC-ME51       | EPDM                   | <b>227</b>                       |
| RC-ME54       | EPDM                   | <b>187</b>                       |
| RC-ME55       | EPDM                   | <b>314</b>                       |
| RC-ME58       | EPDM                   | <b>314</b>                       |
| RC-ME59       | EPDM                   | <b>227</b>                       |
| RC-ME60       | EPDM                   | <b>314</b>                       |
| RC-ME61       | EPDM                   | <b>414</b>                       |
| RC-ME62       | EPDM                   | <b>310</b>                       |
| RC-ME64       | EPDM                   | <b>425</b>                       |
| RC-ME67       | EPDM                   | <b>314</b>                       |
| RC-ME74       | EPDM                   | <b>299</b>                       |
| RC-ME75       | EPDM                   | <b>422</b>                       |
| RC-ME76       | EPDM                   | <b>310</b>                       |
| RC-ME76       | EPDM                   | <b>602</b>                       |
| RC-ME77       | EPDM                   | <b>425</b>                       |
| RC-ME78       | EPDM                   | <b>474</b>                       |
| RC-ME79       | EPDM                   | <b>492</b>                       |
| RC-ME80       | EPDM                   | <b>492</b>                       |
| RC-ME83       | EPDM                   | <b>624</b>                       |
| RC-ME92       | EPDM                   | <b>330</b>                       |
| RC-ME93       | EPDM                   | <b>689</b>                       |
| RC-ME94       | EPDM                   | <b>680</b>                       |
| RC-ME95       | EPDM                   | <b>679</b>                       |
| RC-ME96       | EPDM                   | <b>718</b>                       |
| RC-ME97       | EPDM                   | <b>648</b>                       |
| RC-MX100      | SILICONE               | <b>657</b>                       |
| RC-MX101      | SILICONE               | <b>686</b>                       |
| RC-MX104      | SILICONE               | <b>681</b>                       |
| RC-MX106      | SILICONE               | <b>799</b>                       |
| RC-NE61       | EPDM                   | <b>118</b>                       |
| RC-NE66       | EPDM                   | <b>210</b>                       |
| RC-NE67       | EPDM                   | <b>210</b>                       |
| RC-NE08       | EPDM                   | <b>420</b>                       |
| RC-NE61       | EPDM                   | <b>118</b>                       |
| RC-NE66       | EPDM                   | <b>210</b>                       |
| RC-NE77A      | EPDM                   | <b>284</b>                       |
| RC-NE92       | EPDM                   | <b>343</b>                       |
| RC-NX04       | SILICONE               | <b>493</b>                       |
| RC-NX05       | SILICONE               | <b>456</b>                       |

| NGK<br>PART # | NGK<br>WIRE<br>QUALITY | STI<br><i>SILICONE</i><br>PART # |
|---------------|------------------------|----------------------------------|
| RC-NX07       | SILICONE               | <b>421</b>                       |
| RC-NX11       | SILICONE               | <b>421</b>                       |
| RC-NX13       | SILICONE               | <b>418</b>                       |
| RC-NX13       | SILICONE               | <b>662</b>                       |
| RC-NX14       | SILICONE               | <b>743</b>                       |
| RC-NX14       | SILICONE               | <b>671</b>                       |
| RC-NX15       | SILICONE               | <b>662</b>                       |
| RC-NX17       | SILICONE               | <b>662</b>                       |
| RC-NX70       | SILICONE               | <b>217</b>                       |
| RC-NX70       | SILICONE               | <b>279</b>                       |
| RC-NX71       | SILICONE               | <b>260</b>                       |
| RC-NX72A      | SILICONE               | <b>236</b>                       |
| RC-NX76       | SILICONE               | <b>279</b>                       |
| RC-NX85       | SILICONE               | <b>309</b>                       |
| RC-NX86       | SILICONE               | <b>404</b>                       |
| RC-NX87       | SILICONE               | <b>297</b>                       |
| RC-NX88       | SILICONE               | <b>409</b>                       |
| RC-NX89       | SILICONE               | <b>377</b>                       |
| RC-NX91       | SILICONE               | <b>424</b>                       |
| RC-NX93       | SILICONE               | <b>409</b>                       |
| RC-NX95       | SILICONE               | <b>420</b>                       |
| RC-NX95       | SILICONE               | <b>421</b>                       |
| RC-NX96       | SILICONE               | <b>418</b>                       |
| RC-NX97       | SILICONE               | <b>423</b>                       |
| RC-NX101      | SILICONE               | <b>744</b>                       |
| RC-NX104      | SILICONE               | <b>775</b>                       |
| RC-SE02       | EPDM                   | <b>639</b>                       |
| RC-SE17       | EPDM                   | <b>677</b>                       |
| RC-SE25       | EPDM                   | <b>677</b>                       |
| RC-SE76       | EPDM                   | <b>406</b>                       |
| RC-SE82       | EPDM                   | <b>611</b>                       |
| RC-SE83       | EPDM                   | <b>406</b>                       |
| RC-SE93       | EPDM                   | <b>185</b>                       |
| RC-SE94       | EPDM                   | <b>610</b>                       |
| RC-TE16       | EPDM                   | <b>394Y</b>                      |
| RC-TE21       | EPDM                   | <b>397Y</b>                      |
| RC-TE22       | EPDM                   | <b>396Y</b>                      |
| RC-TE41       | EPDM                   | <b>485</b>                       |
| RC-TE42       | EPDM                   | <b>440</b>                       |
| RC-TE43       | EPDM                   | <b>802</b>                       |
| RC-TE44       | EPDM                   | <b>802</b>                       |

FOR REFERENCE ONLY!

REFER TO OUR MODEL LISTINGS FOR THE CORRECT APPLICATION

### NGK TO STI

| NGK<br>PART # | NGK<br>WIRE<br>QUALITY | STI<br><i>SILICONE</i><br>PART # |
|---------------|------------------------|----------------------------------|
| RC-TE58       | EPDM                   | <b>634</b>                       |
| RC-TE62       | EPDM                   | <b>802</b>                       |
| RC-TE63       | EPDM                   | <b>659</b>                       |
| RC-TE64       | EPDM                   | <b>678</b>                       |
| RC-TE65       | EPDM                   | <b>652 OE</b>                    |
| RC-TE65       | EPDM                   | <b>652</b>                       |
| RC-TE66       | EPDM                   | <b>644 OE</b>                    |
| RC-TE66       | EPDM                   | <b>644</b>                       |
| RC-TE68       | EPDM                   | <b>490</b>                       |
| RC-TE70       | EPDM                   | <b>805</b>                       |
| RC-TE73       | EPDM                   | <b>805</b>                       |
| RC-TE86       | EPDM                   | <b>133</b>                       |
| RC-TE79       | EPDM                   | <b>725</b>                       |
| RC-TE120      | EPDM                   | <b>489</b>                       |
| RC-TX02       | SILICONE               | <b>292</b>                       |
| RC-TX03       | SILICONE               | <b>291</b>                       |
| RC-TX04       | SILICONE               | <b>274</b>                       |
| RC-TX05       | SILICONE               | <b>275</b>                       |
| RC-TX06       | SILICONE               | <b>419</b>                       |
| RC-TX-07      | SILICONE               | <b>388</b>                       |
| RC-TX08       | SILICONE               | <b>444</b>                       |
| RC-TX09       | SILICONE               | <b>292</b>                       |
| RC-TX10       | SILICONE               | <b>388</b>                       |
| RC-TX11       | SILICONE               | <b>402</b>                       |
| RC-TX12       | SILICONE               | <b>402</b>                       |
| RC-TX12       | SILICONE               | <b>804</b>                       |
| RC-TX13       | SILICONE               | <b>443</b>                       |
| RC-TX14       | SILICONE               | <b>477</b>                       |
| RC-TX15       | SILICONE               | <b>477</b>                       |
| RC-TX15       | SILICONE               | <b>803</b>                       |
| RC-TX19       | SILICONE               | <b>401</b>                       |
| RC-TX23       | SILICONE               | <b>395Y</b>                      |
| RC-TX35       | SILICONE               | <b>292</b>                       |
| RC-TX36       | SILICONE               | <b>449</b>                       |
| RC-TX39       | SILICONE               | <b>436</b>                       |
| RC-TX50       | SILICONE               | <b>804</b>                       |
| RC-TX59       | SILICONE               | <b>488</b>                       |
| RC-TX67       | SILICONE               | <b>658</b>                       |
| RC-TX69       | SILICONE               | <b>803</b>                       |
| RC-TX71       | SILICONE               | <b>438</b>                       |
| RC-TX72       | SILICONE               | <b>628</b>                       |

| NGK<br>PART # | NGK<br>WIRE<br>QUALITY | STI<br><i>SILICONE</i><br>PART # |
|---------------|------------------------|----------------------------------|
| RC-TX89       | SILICONE               | <b>229</b>                       |
| RC-TX97       | SILICONE               | <b>253</b>                       |
| RC-TX99A      | SILICONE               | <b>351</b>                       |
| RC-TX105      | SILICONE               | <b>726</b>                       |
| RC-TX118      | SILICONE               | <b>486</b>                       |
| RC-TZ37       | SILICONE               | <b>351</b>                       |
| RC-TZ38       | SILICONE               | <b>207</b>                       |
| RC-XE45       | EPDM                   | <b>221</b>                       |
| RC-XE45       | EPDM                   | <b>495</b>                       |
| RC-XE77       | EPDM                   | <b>601</b>                       |
| RC-XX73       | SILICONE               | <b>601</b>                       |
| RC-XX89       | SILICONE               | <b>601</b>                       |
| RC-XX89       | SILICONE               | <b>646</b>                       |
| RC-XX90       | SILICONE               | <b>647</b>                       |
| RC-XX91       | SILICONE               | <b>700</b>                       |
| RC-XX92       | SILICONE               | <b>728</b>                       |
| RC-ZE02       | EPDM                   | <b>339</b>                       |
| RC-ZE06       | EPDM                   | <b>340</b>                       |
| RC-ZE07       | EPDM                   | <b>460</b>                       |
| RC-ZE17       | EPDM                   | <b>382</b>                       |
| RC-ZE21       | EPDM                   | <b>379</b>                       |
| RC-ZE25       | EPDM                   | <b>465</b>                       |
| RC-ZE26       | EPDM                   | <b>450</b>                       |
| RC-ZE28       | EPDM                   | <b>466</b>                       |
| RC-ZE30       | EPDM                   | <b>451</b>                       |
| RC-ZE32B      | EPDM                   | <b>608</b>                       |
| RC-ZE35       | EPDM                   | <b>609</b>                       |
| RC-ZE36       | EPDM                   | <b>460</b>                       |
| RC-ZE37       | EPDM                   | <b>650</b>                       |
| RC-ZE48       | EPDM                   | <b>638</b>                       |
| RC-ZE50       | EPDM                   | <b>669</b>                       |
| RC-ZE53       | EPDM                   | <b>729</b>                       |
| RC-ZE76       | EPDM                   | <b>788</b>                       |
| RC-ZE80       | EPDM                   | <b>798</b>                       |
| RC-ZE81       | EPDM                   | <b>792</b>                       |
| RC-ZE94A      | EPDM                   | <b>315</b>                       |
| RC-ZE97A      | EPDM                   | <b>181</b>                       |
| RC-ZE98       | EPDM                   | <b>306</b>                       |
| RC-ZX12       | SILICONE               | <b>380</b>                       |
| RC-ZX18       | SILICONE               | <b>378</b>                       |
| RC-ZX19       | SILICONE               | <b>376</b>                       |

FOR REFERENCE ONLY!

REFER TO OUR MODEL LISTINGS FOR THE CORRECT APPLICATION



## STANDARD TO STI

| STANDARD<br>PART # | STI<br>PART # | STANDARD<br>PART # | STI<br>PART # | STANDARD<br>PART # | STI<br>PART # |
|--------------------|---------------|--------------------|---------------|--------------------|---------------|
| 5402               | 805           | 6465               | 754           | 6694               | 693           |
| 5403               | 805           | 6466               | 782           | 6841               | 698           |
| 5405               | 442           | 6467               | 696           | 6871               | 698           |
| 5405               | 485           | 6554               | 217           | 6879               | 698           |
| 5406               | 438           | 6636               | 207           | 6879               | 737           |
| 5408               | 486           | 6639               | 496           | 6880               | 698           |
| 5409               | 488           | 6643               | 705           | 6885               | 706           |
| 5410               | 628           | 6645               | 734           | 6889               | 706           |
| 5411               | 803           | 6652               | 707           | 6894               | 783           |
| 5412               | 659           | 6653               | 708           | 6897               | 698           |
| 5413               | 802           | 6655               | 427           | 6898               | 698           |
| 5414               | 678           | 6655               | 734           | 6900               | 698           |
| 5415               | 681           | 6657               | 707           | 6902               | 776           |
| 5416               | 718           | 6657               | 780           | 6904               | 468           |
| 5417               | 658           | 6658               | 735           | 6906               | 698           |
| 5418               | 634           | 6660               | 605           | 6906               | 737           |
| 5419               | 729           | 6661               | 736           | 6914               | 468           |
| 5423               | 485           | 6662               | 705           | 6915               | 676           |
| 5601               | 804           | 6663               | 480           | 6920               | 767           |
| 5602               | 440           | 6669               | 707           | 6923               | 763           |
| 5604               | 490           | 6669               | 707           | 6925               | 774           |
| 5605               | 644           | 6670               | 720           | 6927               | 753           |
| 5606               | 652           | 6671               | 760           | 6929               | 476           |
| 5607               | 679           | 6671               | 764           | 6931               | 627           |
| 5608               | 680           | 6674               | 664           | 6932               | 753           |
| 5609               | 489           | 6675               | 691           | 7301               | 135           |
| 5609               | 726           | 6675               | 742           | 7301               | 471           |
| 5610               | 725           | 6675               | 807           | 7302               | 471           |
| 5801               | 727           | 6676               | 794           | 7402               | 126           |
| 5802               | 727           | 6677               | 749           | 7409               | 220           |
| 6416               | 498           | 6678               | 775           | 7410               | 187           |
| 6424               | 133           | 6679               | 323           | 7410               | 227           |
| 6442               | 498           | 6680               | 807           | 7410               | 267           |
| 6453               | 217           | 6681               | 674           | 7410               | 425           |
| 6458               | 733           | 6683               | 770           | 7412               | 187           |
| 6459               | 267           | 6684               | 675           | 7412               | 227           |
| 6459               | 428           | 6686               | 692           | 7413               | 229           |
| 6459               | 705           | 6687               | 695           | 7413               | 315           |
| 6460               | 612           | 6688               | 793           | 7413               | 351           |
| 6461               | 606           | 6689               | 810           | 7414               | 260           |
| 6461               | 696           | 6691               | 781           | 7416               | 497           |
| 6463               | 741           | 6692               | 694           | 7418               | 229           |
| 6464               | 747           | 6693               | 806           | 7418               | 330           |

FOR REFERENCE ONLY!

REFER TO OUR MODEL LISTINGS FOR THE CORRECT APPLICATION

## STANDARD TO STI

| STANDARD<br>PART # | STI<br>PART # |
|--------------------|---------------|
| 7419               | 298           |
| 7420               | 419           |
| 7421               | 217           |
| 7422               | 236           |
| 7423               | 126           |
| 7423               | 129           |
| 7424               | 292           |
| 7425               | 291           |
| 7425               | 292           |
| 7425               | 449           |
| 7427               | 236           |
| 7427               | 309           |
| 7429               | 291           |
| 7431               | 429           |
| 7434               | 704           |
| 7435               | 332           |
| 7435               | 497           |
| 7436               | 291           |
| 7437               | 109           |
| 7437               | 109L          |
| 7438               | 187           |
| 7438               | 199           |
| 7438               | 227           |
| 7438               | 314           |
| 7439               | 274           |
| 7440               | 298           |
| 7440               | 299           |
| 7440               | 330           |
| 7440               | 413           |
| 7440               | 462           |
| 7441               | 265           |
| 7441               | 287           |
| 7441               | 306           |
| 7442               | 429           |
| 7444               | 334           |
| 7446               | 275           |
| 7448               | 114           |
| 7449               | 107           |
| 7449               | 276E          |
| 7450               | 187           |
| 7450               | 227           |
| 7450               | 299           |
| 7450               | 314           |

| STANDARD<br>PART # | STI<br>PART # |
|--------------------|---------------|
| 7450               | 330           |
| 7450               | 425           |
| 7451               | 315           |
| 7451               | 334           |
| 7452               | 334           |
| 7453               | 265           |
| 7453               | 306           |
| 7453               | 347           |
| 7453               | 376           |
| 7454               | 221           |
| 7454               | 495           |
| 7455               | 286           |
| 7456               | 409           |
| 7457               | 227           |
| 7457               | 382           |
| 7459               | 135           |
| 7459               | 344           |
| 7459               | 348           |
| 7460               | 364           |
| 7461               | 287           |
| 7462               | 107           |
| 7462               | 276           |
| 7462               | 276E          |
| 7463               | 223           |
| 7463               | 244           |
| 7463               | 328           |
| 7464               | 924           |
| 7465               | 365           |
| 7466               | 377           |
| 7467               | 223           |
| 7467               | 244           |
| 7468               | 370           |
| 7468               | 384           |
| 7469               | 292           |
| 7469               | 449           |
| 7470               | 258           |
| 7470               | 337           |
| 7470               | 352           |
| 7471               | 361           |
| 7471               | 383           |
| 7473               | 495           |
| 7475               | 615           |
| 7476               | 616           |

| STANDARD<br>PART # | STI<br>PART # |
|--------------------|---------------|
| 7477               | 409           |
| 7478               | 185           |
| 7479               | 425           |
| 7481               | 320           |
| 7482               | 328           |
| 7483               | 265           |
| 7483               | 306           |
| 7483               | 460           |
| 7484               | 187           |
| 7484               | 199           |
| 7484               | 227           |
| 7484               | 314           |
| 7485               | 321           |
| 7486               | 378           |
| 7488               | 400           |
| 7489               | 400           |
| 7489               | 114SX         |
| 7491               | 379           |
| 7492               | 199           |
| 7492               | 227           |
| 7492               | 314           |
| 7493               | 265           |
| 7493               | 306           |
| 7493               | 460           |
| 7494               | 339           |
| 7496               | 779           |
| 7497               | 761           |
| 7498               | 436           |
| 7499               | 462           |
| 7500               | 331           |
| 7501               | 331           |
| 7502               | 420           |
| 7503               | 421           |
| 7504               | 418           |
| 7505               | 456           |
| 7506               | 299           |
| 7506               | 330           |
| 7507               | 624           |
| 7509               | 641           |
| 7512               | 451           |
| 7513               | 113N          |
| 7514               | 331L          |
| 7515               | 492           |

FOR REFERENCE ONLY!

REFER TO OUR MODEL LISTINGS FOR THE CORRECT APPLICATION

## STANDARD TO STI

| STANDARD PART # | STI PART # | STANDARD PART # | STI PART # | STANDARD PART # | STI PART # |
|-----------------|------------|-----------------|------------|-----------------|------------|
| 7516            | 384        | 7560            | 426        | 7630            | 401        |
| 7518            | 473        | 7560            | 426        | 7631            | 402        |
| 7519            | 463        | 7563            | 448        | 7632            | 405        |
| 7520            | 407        | 7565            | 328        | 7633            | 401        |
| 7521            | 637        | 7566            | 454        | 7634            | 110 W/LOOM |
| 7522            | 621        | 7568            | 715        | 7634            | 530 W/LOOM |
| 7522            | 622        | 7569            | 722        | 7636            | 388        |
| 7523            | 384        | 7570            | 713        | 7637            | 388        |
| 7525            | 418        | 7571            | 460        | 7638            | 444        |
| 7526            | 672        | 7573            | 660        | 7639            | 911        |
| 7527            | 610        | 7574            | 728        | 7640            | 408        |
| 7528            | 639        | 7575            | 690        | 7640            | 452        |
| 7529            | 453        | 7576            | 662        | 7641            | 494        |
| 7531            | 611        | 7577            | 673        | 7642            | 362        |
| 7532            | 461        | 7578            | 645        | 7643            | 284        |
| 7533            | 461        | 7579            | 684        | 7643            | 343        |
| 7534            | 477        | 7580            | 724        | 7643            | 404        |
| 7535            | 492        | 7581            | 801        | 7643            | 424        |
| 7536            | 626        | 7582            | 689        | 7644            | 284B       |
| 7537            | 460        | 7583            | 717        | 7645            | 762        |
| 7539            | 469        | 7586            | 744        | 7646            | 771        |
| 7540            | 616        | 7586            | 744        | 7648            | 625        |
| 7541            | 307        | 7588            | 685        | 7649            | 738        |
| 7541            | 372        | 7589            | 798        | 7650            | 649        |
| 7542            | 756        | 7603            | 262        | 7653            | 474        |
| 7543            | 714        | 7608            | 253        | 7656            | 738        |
| 7544            | 601        | 7613            | 412        | 7658            | 710        |
| 7545            | 376        | 7613            | 600        | 7659            | 752        |
| 7545            | 640        | 7615            | 284        | 7661            | 795        |
| 7546            | 667        | 7615            | 284B       | 7662            | 423        |
| 7547            | 636        | 7618            | 262        | 7663            | 493        |
| 7548            | 677        | 7622            | 709        | 7664            | 475        |
| 7549            | 457        | 7622            | 780        | 7667            | 412        |
| 7549            | 603        | 7623            | 412        | 7667            | 600        |
| 7550            | 651        | 7624            | 708        | 7668            | 604        |
| 7551            | 650        | 7625            | 310        | 7669            | 671        |
| 7552            | 645        | 7625            | 414        | 7670            | 740        |
| 7553            | 647        | 7626            | 600        | 7671            | 748        |
| 7554            | 646        | 7627            | 340        | 7671            | 768        |
| 7555            | 662        | 7628            | 149        | 7672            | 748        |
| 7556            | 653        | 7629            | 422        | 7672            | 755        |
| 7557            | 654        | 7629            | 604        | 7673            | 699        |
| 7558            | 632        | 7629            | 711        | 7674            | 450        |

FOR REFERENCE ONLY!

REFER TO OUR MODEL LISTINGS FOR THE CORRECT APPLICATION

## STANDARD TO STI

| STANDARD<br>PART # | STI<br>PART # |
|--------------------|---------------|
| 7677               | 466           |
| 7677               | 608           |
| 7680               | 617           |
| 7681               | 648           |
| 7681               | 657           |
| 7683               | 620           |
| 7685               | 688           |
| 7688               | 682           |
| 7689               | 750           |
| 7690               | 755           |
| 7692               | 638           |
| 7693               | 410           |
| 7694               | 765           |
| 7695               | 746           |
| 7695               | 748           |
| 7696               | 748           |
| 7699               | 669           |
| 7700               | 640           |
| 7700               | 703           |
| 7703               | 773           |
| 7707               | 700           |
| 7708               | 748           |
| 7709               | 785           |
| 7711               | 743           |
| 7711               | 745           |
| 7712               | 643           |
| 7713               | 655           |
| 7715               | 656           |
| 7716               | 483           |
| 7720               | 819           |
| 7728               | 786           |
| 7730               | 815           |
| 7731               | 816           |
| 7837               | 706           |
| 7838               | 706           |
| 7848               | 113D/8        |
| 7851               | 716           |
| 7852               | 821           |
| 7853               | 739           |
| 7854               | 820           |
| 7856               | 751           |
| 7857               | 769           |
| 7861               | 817           |

| STANDARD<br>PART # | STI<br>PART # |
|--------------------|---------------|
| 7862               | 701           |
| 7867               | 759           |
| 7873               | 766           |
| 7874               | 719           |
| 7876               | 716           |
| 7879               | 663           |
| 7880               | 661           |
| 7881               | 757           |
| 7883               | 721           |
| 7883               | 721           |
| 7884               | 818           |
| 7886               | 797           |
| 9301               | 301           |
| 9301               | 471           |
| 9302               | 301           |
| 9302               | 471           |
| 9401               | 101           |
| 9408               | 129           |
| 9408               | 230           |
| 9408               | 265           |
| 9408               | 306           |
| 9409               | 115           |
| 9409               | 199           |
| 9409               | 199           |
| 9409               | 210           |
| 9410               | 265           |
| 9410               | 306           |
| 9410               | 347           |
| 9410               | 376           |
| 9412               | 101           |
| 9426               | 217           |
| 9428               | 133           |
| 9429               | 132           |
| 9432               | 229           |
| 9433               | 199           |
| 9433               | 199           |
| 9433               | 227           |
| 9433               | 314           |
| 9436               | 146           |
| 9437               | 146           |
| 9437               | 199           |
| 9437               | 210           |
| 9439               | 181           |

| STANDARD<br>PART # | STI<br>PART # |
|--------------------|---------------|
| 9441               | 199           |
| 9441               | 210           |
| 9442               | 181           |
| 9446               | 227           |
| 9446               | 279           |
| 9446               | 312           |
| 9450               | 187           |
| 9450               | 199           |
| 9450               | 227           |
| 9450               | 314           |
| 9450               | 462           |
| 9455               | 236           |
| 9456               | 199           |
| 9460               | 135           |
| 9462               | 126           |
| 9462               | 306           |
| 9462               | 315           |
| 9462               | 113E          |
| 9464               | 221           |
| 9465               | 129           |
| 9466               | 129           |
| 9469               | 217           |
| 9469               | 279           |
| 9470               | 267           |
| 9470               | 279           |
| 9478               | 258           |
| 9478               | 337           |
| 9478               | 352           |
| 9479               | 258           |
| 9479               | 273           |
| 9479               | 335           |
| 9479               | 337           |
| 9479               | 352           |
| 9479               | 363           |
| 9480               | 379           |
| 9481               | 115           |
| 9481               | 400           |
| 9481               | 114SX         |
| 9483               | 129           |
| 9483               | 230           |
| 9483               | 258           |
| 9483               | 265           |
| 9483               | 306           |

FOR REFERENCE ONLY!

REFER TO OUR MODEL LISTINGS FOR THE CORRECT APPLICATION







## VOLVO TO STI

| <b>VOLVO PART #</b> | <b>STI PART #</b> |
|---------------------|-------------------|
| 270 478             | <b>244</b>        |
| 270 479             | <b>223</b>        |
| 270 525             | <b>410</b>        |
| 270 552             | <b>262</b>        |
| 270 561             | <b>262</b>        |
| 270 570             | <b>115</b>        |
| 270 880             | <b>331</b>        |
| 270 896             | <b>277</b>        |
| 270 897             | <b>331</b>        |
| 271 483             | <b>331</b>        |
| 271 484             | <b>328</b>        |
| 271 796             | <b>328</b>        |
| 1275174             | <b>5025</b>       |

| <b>VOLVO PART #</b> | <b>STI PART #</b> |
|---------------------|-------------------|
| 1275602             | <b>5076</b>       |
| 1275603             | <b>697</b>        |
| 1275971             | <b>5075</b>       |
| 1335874-2           | <b>454</b>        |
| 30713416            | <b>5056</b>       |
| 30713417            | <b>5086</b>       |
| 867783              | <b>5086</b>       |
| 9125601             | <b>5056</b>       |
| 9135546             | <b>454</b>        |
| 9135700-4           | <b>454</b>        |
| 9135701             | <b>454</b>        |
| 9146403-2           | <b>454</b>        |
| 9445258             | <b>454</b>        |



*Original Equipment Quality for all your European Ignition needs.*



Karlyn Industries is the only authorized representative of Breimi Ignition Parts in the United States. Breimi Fahrzeug-Elektrik is an original equipment manufacturer of Ignition parts for Audi, BMW and Volkswagen. Breimi manufactures all of its Ignition parts under those same O.E. standards.

Distributor Caps, Rotors, Points, Direct Ignition, plus Spark Plug, Distributor and RapidEnergy Glow Plugs are immediately available for our distributors from our warehouse in Tuxedo, N.Y.

### **GLOW PLUGS**

Breimi's RapidEnergy Glow Plugs feature a sophisticated and proven design corresponding to the high OE standards for diesel vehicles of all major automotive manufacturers.

For Cross Reference List, See Page # 129

A graphic advertisement for BREMI RapidEnergy glow plugs. It features a glowing glow plug against a background of colorful, swirling light trails. Text on the graphic includes: 'Check out the RapidEnergy today and see for yourself. Glow plugs for diesel engines from all major vehicle manufacturers, a comprehensive vehicle range covered by just a few part numbers, manufactured to the ISO 9001 quality standard. The right choice in every respect. Guaranteed!'. Below this, the word 'RAPIDENERGY' is written in large, bold, metallic letters. Further text reads: 'High performance, durability as well as low fuel consumption, improved environmental compatibility and motoring comfort-are these your key points when choosing the right glow plug? Our recommendation: The new BREMI RapidEnergy glow plugs. Advanced design, manufactured from tried and tested materials, fully inspected.' At the bottom left is the 'KARLYN' logo with 'Exclusive distributor of BREMI products' and 'www.KarlynSTI.com'. At the bottom center is the 'BREMI' logo with 'PREMIUM CAR SYSTEMS'. At the bottom right is the website 'www.bremi.de'. A circular seal on the left side of the graphic says 'ORIGINALTEILE BREMI ORIGINAL PARTS'.

## DISTRIBUTOR CAPS

| BOSCH (Short #) | STI #                                  |
|-----------------|----------------------------------------|
| 03-005          | 22-8043                                |
| 03-008          | 22-8048                                |
| 03-010          | 22-8045                                |
| 03-012          | 22-8016                                |
| 03-013          | 22-8043                                |
| 03-014          | 22-8017P                               |
| 03-015          | 22-8055                                |
| 03-017          | 22-8054                                |
| 03-035          | 22-8058                                |
| 03-047          | 22-8055                                |
| 03-120          | 22-6012R                               |
| 03-121          | 22-8060                                |
| 03-131          | 22-8057                                |
| 03-142          | 22-6024R                               |
| 03-173          | 22-8071                                |
| 03-174          | 22-6012R                               |
| 03-176          | 22-8062                                |
| 03-182          | 22-6008                                |
| 03-195          | 22-8069R                               |
| 03-201          | 22-8067                                |
| 03-202          | 22-8071                                |
| 03-203          | 22-8063                                |
| 03-211          | 22-8073                                |
| 03-212          | 22-8059                                |
| 03-213          | 22-8074R                               |
| 03-214          | 22-8059R                               |
| 03-215          | 22-8074R                               |
| 03-225          | 22-6007                                |
| 03-227          | 22-6006                                |
| 03-228          | 22-8069R1<br>without Protective Screen |
| 03-228          | 22-6019R<br>with Protective Screen     |
| 03-239          | 22-8073R                               |
| 03-240          | 22-6005                                |
| 03-241          | 22-6022R                               |
| 03-272          | 22-8702                                |
| 03-360          | 22-6027                                |
| 03-362          | 22-6023R                               |
| 03-364          | 22-6026R                               |
| 03-365          | 22-6025R                               |
| 03-366          | 22-6017R                               |

| BOSCH (Long #) | STI #                                  |
|----------------|----------------------------------------|
| 1-235-522-050  | 22-8043                                |
| 1-235-522-053  | 22-8048                                |
| 1-235-522-056  | 22-8045                                |
| 1-235-522-058  | 22-8016                                |
| 1-235-522-059  | 22-8043                                |
| 1-235-522-060  | 22-8017P                               |
| 1-235-522-061  | 22-8055                                |
| 1-235-522-074  | 22-8054                                |
| 1-235-522-210  | 22-8058                                |
| 1-235-522-293  | 22-8055                                |
| 0-290-004-500  | 22-6012R                               |
| 0-290-004-501  | 22-8060                                |
| 1-235-522-218  | 22-8057                                |
| 0-290-004-502  | 22-6024R                               |
| 1-235-522-329  | 22-8071                                |
| 0-290-004-505  | 22-6012R                               |
| 1-235-522-320  | 22-8062                                |
| 1-235-522-325  | 22-6008                                |
| 1-235-522-365  | 22-8069R                               |
| 1-235-522-327  | 22-8067                                |
| 1-235-522-368  | 22-8071                                |
| 1-235-522-222  | 22-8063                                |
| 1-235-522-385  | 22-8073                                |
| 1-235-522-370  | 22-8059                                |
| 1-235-522-395  | 22-8074R                               |
| 1-235-522-375  | 22-8059R                               |
| 1-235-522-382  | 22-8074R                               |
| 1-235-522-380  | 22-6007                                |
| 1-235-522-392  | 22-6006                                |
| 1-235-522-388  | 22-8069R1<br>without Protective Screen |
| 1-235-522-388  | 22-6019R<br>with Protective Screen     |
| 1-235-522-405  | 22-8073R                               |
| 1-235-522-384  | 22-6005                                |
| 1-235-522-406  | 22-6022R                               |
| 1-235-522-803  | 22-8702                                |
| 1-235-522-443  | 22-6027                                |
| 1-235-522-413  | 22-6023R                               |
| 1-235-522-420  | 22-6026R                               |
| 1-235-522-446  | 22-6025R                               |
| 1-235-522-427  | 22-6017R                               |

Bosch's Part #'s are quoted for REFERENCE PURPOSES ONLY!  
Please state STI PART #'S when ordering.

## DISTRIBUTOR CAPS - con't

| BOSCH (Short #) | STI #    |
|-----------------|----------|
| 03-367          | 22-6018R |
| 03-368          | 22-6027R |
| 03-369          | 22-6002R |
| 03-371          | 22-6020  |
| 03-396          | 22-6028R |
| 03-398          | 22-8070  |

| BOSCH (Long #) | STI #    |
|----------------|----------|
| 1-235-522-430  | 22-6018R |
| 1-235-522-444  | 22-6027R |
| 1-235-522-449  | 22-6002R |
| 1-235-522-408  | 22-6020  |
| 1-235-522-457  | 22-6028R |
| 1-235-522-332  | 22-8070  |

## ROTORS

| BOSCH (Short #) | STI #   |
|-----------------|---------|
| 04-004          | 23-9032 |
| 04-006          | 23-9038 |
| 04-008          | 23-9044 |
| 04-012          | 23-9045 |
| 04-017          | 23-9047 |
| 04-018          | 23-9048 |
| 04-023          | 23-9071 |
| 04-026          | 23-9061 |
| 04-027          | 23-9057 |
| 04-029          | 23-7012 |
| 04-030          | 23-9055 |
| 04-033          | 23-9050 |
| 04-037          | 23-7013 |
| 04-038          | 23-9082 |
| 04-137          | 23-9083 |
| 04-138          | 23-9082 |
| 04-139          | 23-9082 |
| 04-141          | 23-9049 |
| 04-142          | 23-9072 |
| 04-143          | 23-9090 |
| 04-144          | 23-9073 |
| 04-155          | 23-7035 |
| 04-156          | 23-7004 |
| 04-163          | 23-7005 |
| 04-167          | 23-7036 |
| 04-168          | 23-7006 |
| 04-169          | 23-7002 |
| 04-170          | 23-7011 |
| 04-176          | 23-7001 |
| 04-177          | 23-7008 |

| BOSCH (Short #) | STI #   |
|-----------------|---------|
| 1-234-332-074   | 23-9032 |
| 1-234-332-082   | 23-9038 |
| 1-234-332-088   | 23-9044 |
| 1-234-332-107   | 23-9045 |
| 1-234-332-173   | 23-9047 |
| 1-234-332-177   | 23-9048 |
| 1-234-332-198   | 23-9071 |
| 1-234-332-203   | 23-9061 |
| 1-234-332-204   | 23-9057 |
| 1-234-332-206   | 23-7012 |
| 1-234-332-207   | 23-9055 |
| 1-234-332-215   | 23-9050 |
| 1-234-332-223   | 23-7013 |
| 1-234-332-300   | 23-9082 |
| 1-234-332-279   | 23-9083 |
| 1-234-332-309   | 23-9082 |
| 1-234-332-301   | 23-9082 |
| 1-234-332-280   | 23-9049 |
| 1-234-332-289   | 23-9072 |
| 1-234-332-337   | 23-9090 |
| 1-234-332-273   | 23-9073 |
| 1-234-332-333   | 23-7035 |
| 1-234-332-347   | 23-7004 |
| 1-234-332-346   | 23-7005 |
| 1-234-332-386   | 23-7036 |
| 1-234-332-370   | 23-7006 |
| 1-234-332-349   | 23-7002 |
| 1-234-332-350   | 23-7011 |
| 1-234-332-366   | 23-7001 |
| 1-234-332-382   | 23-7008 |

Bosch's Part #'s are quoted for REFERENCE PURPOSES ONLY!

Please state STI PART #'S when ordering.

## ROTORS - con't

| BOSCH (Short #) | STI #                 |
|-----------------|-----------------------|
| 04-185          | 23-7031               |
| 04-187          | 23-7030               |
| 04-213          | 23-9702               |
| 04-214          | 23-7038<br>with Shaft |
| 04-216          | 23-7037               |
| 04-217          | 23-7023               |
| 04-223          | 23-7039               |
| 04-230          | 23-7001               |
| 04-271          | 23-7027               |
| 04-272          | 23-7028               |
| 04-275          | 23-7041               |
| 04-276          | 23-7042               |
| 04-297          | 23-7026               |

| BOSCH (Long #) | STI #                 |
|----------------|-----------------------|
| 1-234-332-389  | 23-7031               |
| 1-234-332-391  | 23-7030               |
| 1-234-332-213  | 23-9702               |
| 1-234-332-403  | 23-7038<br>with Shaft |
| 1-234-332-200  | 23-7037               |
| 1-234-332-417  | 23-7023               |
| 1-234-332-421  | 23-7039               |
| 1-234-332-393  | 23-7001               |
| 1-234-332-422  | 23-7027               |
| 1-234-332-390  | 23-7028               |
| 1-234-332-426  | 23-7041               |
| 1-234-332-424  | 23-7042               |
| 1-234-332-427  | 23-7026               |

## POINTS

| BOSCH (Short #) | STI #    |
|-----------------|----------|
| 01-001          | 24-1003  |
| 01-003          | 24-1009B |
| 01-007          | 24-1019B |
| 01-011          | 24-1066  |
| 01-012          | 24-1069  |
| 01-016          | 24-1003  |
| 01-026          | 24-2027  |
| 01-027          | 24-1069  |
| 01-028          | 24-1066  |
| 01-038          | 24-2010  |
| 01-044          | 24-2017F |
| 01-052          | 24-2017F |
| 01-054          | 24-2010  |

| BOSCH (Long #) | STI #    |
|----------------|----------|
| 1-237-013-000  | 24-1003  |
| 1-237-013-007  | 24-1009B |
| 1-237-013-027  | 24-1019B |
| 1-237-013-044  | 24-1066  |
| 1-237-013-052  | 24-1069  |
| 1-237-013-060  | 24-1003  |
| 1-237-013-081  | 24-2027  |
| 1-237-013-082  | 24-1069  |
| 1-237-013-083  | 24-1066  |
| 1-237-013-108  | 24-2010  |
| 1-237-013-119  | 24-2017F |
| 1-237-013-130  | 24-2017F |
| 1-237-013-139  | 24-2010  |

Bosch's Part #'s are quoted for REFERENCE PURPOSES ONLY!  
Please state STI PART #'S when ordering.

## BMW TO STI

### DISTRIBUTOR CAPS

| BMW #           | STI #    |
|-----------------|----------|
| 12 11 1 285 058 | 22-8069R |
| 12 11 1 725 070 | 22-8069R |
| 12 11 1 266 673 | 22-8056  |
| 12 11 1 270 902 | 22-8062  |
| 12 11 1 271 656 | 22-8016  |
| 12 11 1 271 657 | 22-8048  |
| 12 11 1 630 146 | 22-8043  |
| 12 11 1 277 193 | 22-8062  |
| 12 11 1 288 165 | 22-8062  |
| 12 11 1 309 797 | 22-6022R |
| 12 11 1 312 160 | 22-6022R |
| 12 11 1 351 446 | 22-8017P |
| 12 11 1 353 117 | 22-8017P |
| 12 11 1 354 449 | 22-8045  |
| 12 11 1 354 501 | 22-8017P |
| 12 11 1 354 999 | 22-8016  |
| 12 11 1 355 626 | 22-8048  |
| 12 11 1 359 706 | 22-8048  |
| 12 11 1 359 847 | 22-8045  |
| 12 11 1 359 874 | 22-8045  |
| 12 11 1 363 191 | 22-8045  |
| 12 11 1 363 291 | 22-8045  |
| 12 11 1 363 292 | 22-8048  |
| 12 11 1 363 422 | 22-8048  |
| 12 11 1 363 423 | 22-8045  |
| 12 11 1 363 706 | 22-8048  |
| 12 11 1 630 146 | 22-8043  |
| 12 11 1 706 122 | 22-8059  |
| 12 11 1 720 124 | 22-8069R |
| 12 11 1 722 649 | 22-8069R |
| 12 11 1 730 055 | 22-8043  |
| 12 11 8 630 146 | 22-8016  |
| 12 11 8 730 055 | 22-8016  |

### ROTORS

| BMW #           | STI #   |
|-----------------|---------|
| 12 11 1 267 464 | 23-9047 |
| 12 11 1 269 642 | 23-9072 |
| 12 11 1 272 144 | 23-9082 |
| 12 11 1 277 195 | 23-9072 |
| 12 11 1 284 446 | 23-7004 |
| 12 11 1 286 072 | 23-9072 |
| 12 11 1 286 111 | 23-9095 |
| 12 11 1 309 798 | 23-7030 |
| 12 11 1 351 447 | 23-9032 |
| 12 11 1 353 602 | 23-9071 |
| 12 11 1 354 502 | 23-9032 |
| 12 11 1 354 503 | 23-9032 |
| 12 11 1 354 504 | 23-9032 |
| 12 11 1 355 211 | 23-9049 |
| 12 11 1 357 720 | 23-9048 |
| 12 11 1 360 305 | 23-9049 |
| 12 11 1 360 306 | 23-9047 |
| 12 11 1 362 221 | 23-9049 |
| 12 11 1 363 334 | 23-9048 |
| 12 11 1 630 144 | 23-9032 |
| 12 11 1 734 110 | 23-7004 |
| 12 11 1 707 263 | 23-9083 |

### POINTS

| BMW #           | STI #    |
|-----------------|----------|
| 12 11 1 267 392 | 24-2010  |
| 12 11 1 267 393 | 24-2017F |
| 12 11 1 267 394 | 24-1069  |
| 12 11 1 271 687 | 24-2022  |
| 12 11 1 355 624 | 24-2010  |
| 12 11 1 356 919 | 24-1069  |
| 12 11 1 359 307 | 24-1069  |
| 12 11 1 359 705 | 24-2022  |
| 12 11 1 359 760 | 24-2017F |
| 12 11 1 359 873 | 24-1066  |
| 12 11 1 361 760 | 24-2017F |
| 12 11 8 630 235 | 24-1009B |
| 12 11 8 730 024 | 24-1066  |

O.E. Part #'s are quoted for REFERENCE PURPOSES ONLY!

Please state STI PART #'S when ordering.



**MERCEDES-BENZ TO STI**

**DISTRIBUTOR CAPS**

| MB #          | STI #    |
|---------------|----------|
| 000 150 19 02 | 22-8055  |
| 000 150 26 02 | 22-8055  |
| 000 158 06 02 | 22-8016  |
| 000 158 07 02 | 22-8017P |
| 000 158 15 02 | 22-8055  |
| 000 158 16 02 | 22-8017P |
| 000 158 18 02 | 22-8043  |
| 000 158 19 02 | 22-8055  |
| 000 158 20 02 | 22-8048  |
| 000 158 21 02 | 22-8048  |
| 000 158 22 02 | 22-8048  |
| 000 158 23 02 | 22-8055  |
| 000 158 24 02 | 22-8043  |
| 000 158 25 02 | 22-8017P |
| 000 158 26 02 | 22-8055  |
| 000 158 27 02 | 22-8054  |
| 000 158 28 02 | 22-8045  |
| 000 158 29 02 | 22-8054  |
| 000 158 34 02 | 22-6012R |
| 000 158 36 02 | 22-8060  |
| 000 158 37 02 | 22-8063  |
| 000 158 41 02 | 22-8060  |
| 000 158 42 02 | 22-6012R |
| 000 158 43 02 | 22-8067  |
| 000 158 44 02 | 22-8071  |
| 000 158 49 02 | 22-6007  |
| 000 158 50 02 | 22-8048  |
| 000 158 52 02 | 22-6006  |
| 000 158 53 02 | 22-8017P |
| 103 158 00 02 | 22-6005  |
| 104 158 01 02 | 22-6017R |
| 119 158 01 02 | 22-6018R |
| 119 158 03 02 | 22-6018R |
| 120 158 00 02 | 22-6028R |

**ROTORS**

| MB #          | STI #   |
|---------------|---------|
| 000 158 19 31 | 23-9048 |
| 000 158 20 31 | 23-9044 |
| 000 158 21 31 | 23-9046 |
| 000 158 22 31 | 23-9047 |
| 000 158 23 31 | 23-9048 |
| 000 158 25 31 | 23-9061 |

**ROTORS - con't**

| MB #          | STI #   |
|---------------|---------|
| 000 158 26 31 | 23-9057 |
| 000 158 27 31 | 23-9050 |
| 000 158 31 31 | 23-9050 |
| 000 158 34 31 | 23-9082 |
| 000 158 35 31 | 23-7005 |
| 000 158 36 31 | 23-9090 |
| 000 158 37 31 | 23-9057 |
| 000 158 39 31 | 23-7001 |
| 000 158 40 31 | 23-7008 |
| 000 158 42 31 | 23-7001 |
| 103 158 02 31 | 23-7023 |
| 103 158 03 31 | 23-7023 |
| 104 158 01 31 | 23-7026 |
| 104 158 02 31 | 23-7026 |
| 119 158 01 31 | 23-7027 |
| 119 158 02 31 | 23-7027 |
| 119 158 03 31 | 23-7027 |
| 120 158 00 31 | 23-7042 |

**POINTS**

| MB #          | STI #    |
|---------------|----------|
| 000 156 71 01 | 24-1009B |
| 000 158 00 90 | 24-1066  |
| 000 158 06 90 | 24-1003  |
| 000 158 07 90 | 24-1009B |
| 000 158 08 90 | 24-1009B |
| 000 158 13 90 | 24-1009B |
| 000 158 16 90 | 24-1009B |
| 000 158 18 90 | 24-1009B |
| 000 158 20 90 | 24-1019B |
| 000 158 21 90 | 24-1066  |
| 000 158 22 90 | 24-1069  |
| 000 158 23 90 | 24-1066  |
| 000 158 24 90 | 24-1066  |
| 000 158 27 90 | 24-1069  |
| 000 158 28 90 | 24-1066  |
| 000 158 30 90 | 24-1066  |
| 000 158 31 90 | 24-1069  |
| 000 158 35 90 | 24-2010  |
| 000 158 37 90 | 24-2022  |
| 000 158 39 90 | 24-2022  |
| 000 158 40 90 | 24-1066  |
| 000 464 04 17 | 24-1009B |

O.E. Part #'s are quoted for REFERENCE PURPOSES ONLY!

Please state STI PART #'S when ordering.

## PORSCHE TO STI

### DISTRIBUTOR CAPS

| PORSCHE #      | STI #    |
|----------------|----------|
| 616 602 215 00 | 22-8016  |
| 616 602 215 02 | 22-8043  |
| 901 602 901 00 | 22-8017P |
| 901 602 963 00 | 22-8017P |
| 928 602 211 01 | 22-8074R |
| 930 602 904 00 | 22-8048  |
| 930 602 908 00 | 22-8048  |
| 944 602 251 00 | 22-6008  |
| 944 602 902 00 | 22-6008  |
| 930 602 919 00 | 22-8071  |
| 930 602 919 01 | 22-6023R |
| 928 602 902 00 | 22-6024R |

### ROTORS

| PORSCHE #      | STI #   |
|----------------|---------|
| 616 602 221 05 | 23-9045 |
| 901 602 928 00 | 23-9032 |
| 911 602 928 00 | 23-9071 |
| 911 602 929 00 | 23-7012 |
| 928 602 213 00 | 23-7036 |
| 928 602 213 01 | 23-7036 |
| 928 602 904 03 | 23-9048 |
| 930 602 901 01 | 23-7013 |
| 930 602 902 00 | 23-9047 |
| 930 602 902 01 | 23-7005 |
| 930 602 902 02 | 23-7037 |
| 931 602 906 00 | 23-9082 |
| 944 602 213 00 | 23-7031 |
| 944 602 901 00 | 23-7035 |
| 944 602 906 00 | 23-7035 |
| 944 602 906 01 | 23-7035 |

### POINTS

| PORSCHE #        | STI #    |
|------------------|----------|
| 1 778 608 202 00 | 24-1066  |
| 616 602 223 00   | 24-1066  |
| 616 602 226 00   | 24-1019B |
| 616 602 226 02   | 24-1003  |
| 901 602 960 00   | 24-1069  |
| 901 602 960 03   | 24-1003  |

O.E. Part #'s are quoted for REFERENCE PURPOSES ONLY!  
Please state STI PART #'S when ordering.

## VOLKSWAGEN / AUDI TO STI

### DISTRIBUTOR CAPS

| VW #         | STI #    |
|--------------|----------|
| 021 905 207  | 22-6002R |
| 026 905 207  | 22-8059  |
| 027 905 207  | 22-8059  |
| 027 905 207A | 22-8059R |
| 030 905 207  | 22-6027  |
| 034 905 207  | 22-8073  |
| 034 905 207B | 22-8073R |
| 035 905 207  | 22-8057  |
| 035 905 207A | 22-8057  |
| 043 905 207  | 22-8045  |
| 051 905 207  | 22-6027R |
| 055 905 207  | 22-8059  |
| 058 905 207  | 22-8045  |
| 059 905 207A | 22-8045  |
| 073 905 207  | 22-8048  |
| 073 905 207A | 22-8058  |
| 077 905 205  | 22-6025R |
| 077 905 207  | 22-6026R |
| 113 905 207B | 22-8045  |
| 113 905 207C | 22-8045  |
| 113 905 207D | 22-8045  |
| 113 905 207E | 22-8045  |
| 113 905 207G | 22-8045  |

### ROTORS

| VW #         | STI #   |
|--------------|---------|
| 021 905 225B | 23-7039 |
| 021 905 255C | 23-7041 |
| 022 905 225  | 23-9055 |
| 022 905 225A | 23-9055 |
| 027 905 225  | 23-9050 |
| 035 905 255B | 23-9082 |
| 035 905 225D | 23-7001 |
| 035 905 225F | 23-7001 |
| 036 905 225H | 23-9073 |
| 043 905 225  | 23-9050 |
| 043 905 225A | 23-9050 |
| 051 905 225  | 23-7001 |
| 052 905 225C | 23-7001 |
| 052 905 225C | 23-7011 |
| 055 905 225  | 23-9049 |
| 055 905 225B | 23-9082 |
| 073 905 225  | 23-9047 |
| 077 905 225  | 23-7038 |
| 111 905 225F | 23-9038 |
| 113 905 255E | 23-9045 |
| 181 905 225  | 23-9032 |
| 181 905 225C | 23-9050 |

### POINTS

| VW #         | STI #   |
|--------------|---------|
| 058 998 051A | 24-2022 |
| 058 998 051B | 24-2010 |
| 059 998 015  | 24-1066 |
| 059 998 051  | 24-1066 |
| 311 998 063  | 24-1066 |

O.E. Part #'s are quoted for REFERENCE PURPOSES ONLY!

Please state STI PART #'S when ordering.

## VOLVO TO STI

### DISTRIBUTOR CAPS

| <b>VOLVO #</b> | <b>STI #</b>     |
|----------------|------------------|
| 1269920        | <b>22-8069R1</b> |
| 1269920-3      | <b>22-8069R1</b> |
| 126992-0       | <b>22-8062</b>   |
| 1306210        | <b>22-8702</b>   |
| 1306210-4      | <b>22-8702</b>   |
| 1346788-1      | <b>22-8074R</b>  |
| 214669-1       | <b>22-8017P</b>  |
| 233260         | <b>22-8016</b>   |
| 233260-9       | <b>22-8016</b>   |
| 233848         | <b>22-8055</b>   |
| 233848-1       | <b>22-8055</b>   |
| 239598         | <b>22-8016</b>   |
| 241653         | <b>22-8016</b>   |
| 241653-5       | <b>22-8043</b>   |
| 241655         | <b>22-8016</b>   |
| 241669         | <b>22-8017P</b>  |
| 243632         | <b>22-8016</b>   |
| 243632-7       | <b>22-8043</b>   |
| 243727         | <b>22-8016</b>   |
| 243797         | <b>22-8045</b>   |
| 243797-8       | <b>22-8045</b>   |
| 243803         | <b>22-8048</b>   |
| 243803-4       | <b>22-8048</b>   |
| 243923         | <b>22-8058</b>   |
| 243923-0       | <b>22-8058</b>   |
| 546279         | <b>22-8045</b>   |
| 76978          | <b>22-8017P</b>  |
| 870690         | <b>22-8016</b>   |
| 3501944-7      | <b>22-6020</b>   |

### ROTORS

| <b>VOLVO #</b> | <b>STI #</b>   |
|----------------|----------------|
| 1269921        | <b>23-7004</b> |
| 1269921-1      | <b>23-7004</b> |
| 1332125        | <b>23-9702</b> |
| 1336240        | <b>23-9082</b> |
| 1336240-5      | <b>23-9082</b> |
| 1336241        | <b>23-9082</b> |
| 1336241-3      | <b>23-9082</b> |
| 1346787-3      | <b>23-7002</b> |
| 1367783        | <b>23-7028</b> |
| 1389425        | <b>23-7011</b> |
| 1389425-8      | <b>23-7011</b> |
| 233847         | <b>23-9048</b> |
| 2339222        | <b>23-9048</b> |
| 239241         | <b>23-9048</b> |
| 240305-3       | <b>23-9032</b> |
| 243657         | <b>23-9047</b> |
| 243657-4       | <b>23-9047</b> |
| 243658         | <b>23-9048</b> |
| 243658-2       | <b>23-9048</b> |
| 243796         | <b>23-9050</b> |
| 243903         | <b>23-9050</b> |
| 243903-2       | <b>23-9050</b> |
| 243922         | <b>23-9048</b> |
| 243922-2       | <b>23-9048</b> |
| 243932         | <b>23-9048</b> |

### POINTS

| <b>VOLVO #</b> | <b>STI #</b>   |
|----------------|----------------|
| 1306169-27     | <b>24-2027</b> |
| 240149         | <b>24-1003</b> |
| 240149-5       | <b>24-1003</b> |
| 241664         | <b>24-2027</b> |
| 241664-2       | <b>24-2027</b> |
| 245664-2       | <b>24-2027</b> |

O.E. Part #'s are quoted for REFERENCE PURPOSES ONLY!  
Please state STI PART #'S when ordering.





| STI<br>PART # | UPC<br>CODE  |
|---------------|--------------|
| 090           | 010975000905 |
| 090 W/LOOM    | 010975100902 |
| 101           | 010975001018 |
| 102           | 010975001025 |
| 103           | 010975001032 |
| 107           | 010975001070 |
| 108           | 010975001087 |
| 109           | 010975001094 |
| 109L          | 010975101091 |
| 110 W/LOOM    | 010975001100 |
| 111           | 010975001117 |
| 112           | 010975001124 |
| 113           | 010975001131 |
| 113A          | 010975011130 |
| 113B          | 010975021139 |
| 113C/8        | 010975301132 |
| 113D/8        | 010975401139 |
| 113E          | 010975501136 |
| 113F          | 010975601133 |
| 113G/8        | 010975701130 |
| 113K          | 010975801137 |
| 113L/37       | 010975901134 |
| 113M          | 010975101138 |
| 113N          | 010975111137 |
| 113P          | 010975121136 |
| 113Q          | 010975131135 |
| 113R          | 010975141134 |
| 113S/39       | 010975151133 |
| 113U          | 010975161132 |
| 113V          | 010975171131 |
| 114           | 010975001148 |
| 114SX         | 010975101145 |
| 115           | 010975001155 |
| 118           | 010975001186 |
| 125           | 010975001254 |
| 126           | 010975001261 |
| 129           | 010975001292 |
| 132           | 010975001322 |
| 133           | 010975001339 |
| 135           | 010975001353 |
| 146           | 010975001469 |
| 149           | 010975001490 |
| 150           | 010975001506 |

| STI<br>PART # | UPC<br>CODE  |
|---------------|--------------|
| 164           | 010975001643 |
| 181           | 010975001810 |
| 185           | 010975001858 |
| 187           | 010975001872 |
| 199           | 010975001995 |
| 207           | 010975002077 |
| 210           | 010975002107 |
| 215           | 010975002152 |
| 217           | 010975002176 |
| 220           | 010975002206 |
| 221           | 010975002213 |
| 223           | 010975002237 |
| 224           | 010975002244 |
| 227           | 010975002275 |
| 229           | 010975002299 |
| 230           | 010975002305 |
| 233L200       | 010975102333 |
| 233R200       | 010975202330 |
| 235           | 010975002350 |
| 236           | 010975002367 |
| 238L W/LOOM   | 010975102388 |
| 238R W/LOOM   | 010975202385 |
| 244           | 010975002442 |
| 246L W/LOOM   | 010975102463 |
| 246R W/LOOM   | 010975202460 |
| 253           | 010975002534 |
| 258           | 010975002589 |
| 260           | 010975002602 |
| 262           | 010975002626 |
| 265           | 010975002657 |
| 267           | 010975002671 |
| 272           | 010975002725 |
| 273           | 010975002732 |
| 274           | 010975002749 |
| 275           | 010975002756 |
| 276           | 010975002763 |
| 276E          | 010975102760 |
| 277           | 010975002770 |
| 279           | 010975002794 |
| 284           | 010975002848 |
| 284B          | 010975102845 |
| 286           | 010975002862 |
| 286B          | 010975102869 |

| STI<br>PART # | UPC<br>CODE  |
|---------------|--------------|
| 287           | 010975002879 |
| 291           | 010975002916 |
| 292           | 010975002923 |
| 297           | 010975002978 |
| 298           | 010975002985 |
| 299           | 010975002992 |
| 301           | 010975003012 |
| 306           | 010975003067 |
| 307           | 010975003074 |
| 309           | 010975003098 |
| 310           | 010975003104 |
| 312           | 010975003128 |
| 314           | 010975003142 |
| 315           | 010975003159 |
| 318           | 010975003180 |
| 319 W/LOOM    | 010975103194 |
| 319 PLUS      | 010975203191 |
| 320           | 010975003203 |
| 321           | 010975003210 |
| 322 W/LOOM    | 010975003227 |
| 323           | 010975003234 |
| 324           | 010975003241 |
| 325 W/LOOM    | 010975003258 |
| 327           | 010975003272 |
| 328           | 010975003289 |
| 328L          | 010975103286 |
| 330           | 010975003302 |
| 331           | 010975003319 |
| 331L          | 010975103316 |
| 332           | 010975003326 |
| 334           | 010975003340 |
| 335           | 010975003357 |
| 337           | 010975003371 |
| 338           | 010975003388 |
| 339           | 010975003395 |
| 340           | 010975003401 |
| 342           | 010975003425 |
| 343           | 010975003432 |
| 344           | 010975003449 |
| 347           | 010975003470 |
| 348           | 010975003487 |
| 349           | 010975003494 |
| 351           | 010975003517 |

| STI<br>PART # | UPC<br>CODE  |
|---------------|--------------|
| 352           | 010975003524 |
| 353 W/LOOM    | 010975003531 |
| 354 W/LOOM    | 010975003548 |
| 355           | 010975003555 |
| 358 W/LOOM    | 010975003586 |
| 358R W/LOOM   | 010975103583 |
| 359 W/LOOM    | 010975003593 |
| 359R W/LOOM   | 010975103590 |
| 360 W/LOOM    | 010975003609 |
| 361           | 010975003616 |
| 362           | 010975003623 |
| 363           | 010975003630 |
| 364           | 010975003647 |
| 365           | 010975003654 |
| 367           | 010975003678 |
| 368           | 010975003685 |
| 370           | 010975003708 |
| 372           | 010975003722 |
| 374           | 010975003746 |
| 375           | 010975003753 |
| 376           | 010975003760 |
| 377           | 010975003777 |
| 378           | 010975003784 |
| 379           | 010975003791 |
| 380           | 010975003807 |
| 382           | 010975003821 |
| 383           | 010975003838 |
| 384           | 010975003845 |
| 384 NC        | 010975103842 |
| 386           | 010975003869 |
| 388           | 010975003883 |
| 390           | 010975003906 |
| 391 W/LOOM    | 010975003913 |
| 392           | 010975003920 |
| 394Y          | 010975003944 |
| 395Y          | 010975003951 |
| 396Y          | 010975003968 |
| 397Y          | 010975003975 |
| 398Y          | 010975003982 |
| 400           | 010975004002 |
| 401           | 010975004019 |
| 402           | 010975004026 |
| 403           | 010975004033 |

| STI<br>PART # | UPC<br>CODE  |
|---------------|--------------|
| 404           | 010975004040 |
| 405           | 010975004057 |
| 406           | 010975004064 |
| 407           | 010975004071 |
| 408           | 010975004088 |
| 409           | 010975004095 |
| 410           | 010975004101 |
| 411           | 010975004118 |
| 412           | 010975004125 |
| 413           | 010975004132 |
| 414           | 010975004149 |
| 415 W/LOOM    | 010975004156 |
| 416 W/LOOM    | 010975004163 |
| 417           | 010975004170 |
| 418           | 010975004187 |
| 419           | 010975004194 |
| 420           | 010975004200 |
| 421           | 010975004217 |
| 422           | 010975004224 |
| 423           | 010975004231 |
| 424           | 010975004248 |
| 425           | 010975004255 |
| 426           | 010975004262 |
| 427           | 010975004279 |
| 428           | 010975004286 |
| 429           | 010975004293 |
| 430           | 010975004309 |
| 430NC         | 010975104306 |
| 431           | 010975004316 |
| 432 W/LOOM    | 010975004323 |
| 432S W/LOOM   | 010975104320 |
| 433           | 010975004330 |
| 434           | 010975004347 |
| 435           | 010975004354 |
| 436           | 010975004361 |
| 438           | 010975004385 |
| 439           | 010975004392 |
| 440           | 010975004408 |
| 442           | 010975004422 |
| 443           | 010975004439 |
| 444           | 010975004446 |
| 446           | 010975004460 |
| 448           | 010975004484 |

| STI<br>PART # | UPC<br>CODE  |
|---------------|--------------|
| 448N          | 010975104481 |
| 449           | 010975004491 |
| 450           | 010975004507 |
| 451           | 010975004514 |
| 452           | 010975004521 |
| 453           | 010975004538 |
| 454           | 010975004545 |
| 455 W/LOOM    | 010975004552 |
| 456           | 010975004569 |
| 457           | 010975004576 |
| 460           | 010975004606 |
| 461           | 010975004613 |
| 462           | 010975004620 |
| 463           | 010975004637 |
| 465           | 010975004651 |
| 466           | 010975004668 |
| 467 W/LOOM    | 010975004675 |
| 468           | 010975004682 |
| 469           | 010975004699 |
| 471           | 010975004712 |
| 472           | 010975004729 |
| 473           | 010975004736 |
| 474           | 010975004743 |
| 475           | 010975004750 |
| 476           | 010975004767 |
| 477           | 010975004774 |
| 480           | 010975004804 |
| 481           | 010975004811 |
| 481/29        | 010975104818 |
| 482           | 010975004828 |
| 483           | 010975004835 |
| 483B          | 010975104832 |
| 483E          | 010975204839 |
| 485           | 010975004859 |
| 486           | 010975004866 |
| 488           | 010975004880 |
| 489           | 010975004897 |
| 490           | 010975004903 |
| 491 W/LOOM    | 010975004910 |
| 491S W/LOOM   | 010975104917 |
| 492           | 010975004927 |
| 493           | 010975004934 |
| 494           | 010975004941 |



| STI<br>PART # | UPC<br>CODE  |
|---------------|--------------|
| 495           | 010975004958 |
| 496           | 010975004965 |
| 497           | 010975004972 |
| 498           | 010975004989 |
| 500           | 010975005009 |
| 500 W/LOOM    | 010975105006 |
| 500S          | 010975205003 |
| 501           | 010975005016 |
| 528 W/LOOM    | 010975005283 |
| 530 W/LOOM    | 010975005306 |
| 535 W/LOOM    | 010975005351 |
| 600           | 010975006006 |
| 601           | 010975006013 |
| 602           | 010975006020 |
| 603           | 010975006037 |
| 604           | 010975006044 |
| 605           | 010975006051 |
| 606           | 010975006068 |
| 607           | 010975006075 |
| 608           | 010975006082 |
| 609           | 010975006099 |
| 610           | 010975006105 |
| 611           | 010975006112 |
| 612           | 010975006129 |
| 614           | 010975006143 |
| 615           | 010975006150 |
| 616           | 010975006167 |
| 617           | 010975006174 |
| 618           | 010975006181 |
| 619           | 010975006198 |
| 620           | 010975006204 |
| 621           | 010975006211 |
| 622           | 010975006228 |
| 623           | 010975006235 |
| 624           | 010975006242 |
| 625           | 010975006259 |
| 626           | 010975006266 |
| 627           | 010975006273 |
| 628           | 010975006280 |
| 630           | 010975006303 |
| 632           | 010975006327 |
| 634           | 010975006341 |
| 636           | 010975006365 |

| STI<br>PART # | UPC<br>CODE  |
|---------------|--------------|
| 637           | 010975006372 |
| 638           | 010975006389 |
| 639           | 010975006396 |
| 640           | 010975006402 |
| 641           | 010975006419 |
| 642           | 010975006426 |
| 643           | 010975006433 |
| 644           | 010975006440 |
| 645           | 010975006457 |
| 646           | 010975006464 |
| 647           | 010975006471 |
| 648           | 010975006488 |
| 649           | 010975006495 |
| 650           | 010975006501 |
| 651           | 010975006518 |
| 652           | 010975006525 |
| 653           | 010975006532 |
| 654           | 010975006549 |
| 655           | 010975006556 |
| 656           | 010975006563 |
| 657           | 010975006570 |
| 658           | 010975006587 |
| 659           | 010975006594 |
| 660           | 010975006600 |
| 661           | 010975006617 |
| 662           | 010975006624 |
| 663           | 010975006631 |
| 664           | 010975006648 |
| 665           | 010975006655 |
| 667           | 010975006679 |
| 669           | 010975006693 |
| 670           | 010975006709 |
| 671           | 010975006716 |
| 672           | 010975006723 |
| 673           | 010975006730 |
| 674           | 010975006747 |
| 675           | 010975006754 |
| 676           | 010975006761 |
| 677           | 010975006778 |
| 678           | 010975006785 |
| 679           | 010975006792 |
| 680           | 010975006808 |
| 681           | 010975006815 |

| STI<br>PART # | UPC<br>CODE  |
|---------------|--------------|
| 682           | 010975006822 |
| 683           | 010975006839 |
| 684           | 010975006846 |
| 685           | 010975006853 |
| 686           | 010975006860 |
| 687           | 010975006877 |
| 688           | 010975006884 |
| 689           | 010975006891 |
| 690           | 010975006907 |
| 691           | 010975006914 |
| 692           | 010975006921 |
| 693           | 010975006938 |
| 694           | 010975006945 |
| 695           | 010975006952 |
| 696           | 010975006969 |
| 697           | 010975006976 |
| 698           | 010975006983 |
| 699           | 010975006990 |
| 700           | 010975007003 |
| 701           | 010975007010 |
| 702           | 010975007027 |
| 702R          | 010975107024 |
| 703           | 010975007034 |
| 704           | 010975007041 |
| 705           | 010975007058 |
| 706           | 010975007065 |
| 707           | 010975007072 |
| 708           | 010975007089 |
| 709           | 010975007096 |
| 710           | 010975007102 |
| 711           | 010975007119 |
| 712           | 010975007126 |
| 713           | 010975007133 |
| 714           | 010975007140 |
| 715           | 010975007157 |
| 716           | 010975007164 |
| 717           | 010975007171 |
| 718           | 010975007188 |
| 719           | 010975007195 |
| 720           | 010975007201 |
| 721           | 010975007218 |
| 722           | 010975007225 |
| 723           | 010975007232 |





Spark Transfer International  
UPC Product Codes for Coils & Tools

| STI<br>PART # | UPC<br>CODE  |
|---------------|--------------|
| 11855T        | 010975118556 |
| 11856T        | 010975118563 |
| 11857T        | 010975118570 |
| 11859T        | 010975118594 |
| 11860T        | 010975118600 |
| 11863T        | 010975118631 |
| 11864T        | 010975118648 |
| 11866T        | 010975118662 |
| 11869         | 010975118693 |
| 11961T        | 010975119614 |
| 11963T        | 010975119638 |
| 11971T        | 010975119713 |
| 13249/1.8     | 010975132491 |
| 13249B1.8     | 010975232498 |
| 13249E1.8     | 010975332495 |
| 13296/1.8     | 010975132965 |
| 13331A1.8     | 010975133313 |
| 20113/40      | 010975201135 |
| 20110         | 010975201104 |
| 20112         | 010975201128 |
| 20115         | 010975201159 |
| 20121         | 010975201210 |
| 20122         | 010975201227 |
| 20126         | 010975201265 |
| 20127         | 010975201272 |
| 20128         | 010975201289 |
| 20360         | 010975203603 |
| 5000          | 010975050009 |
| 5001          | 010975050016 |
| 5002          | 010975050023 |
| 5003          | 010975050030 |
| 5004          | 010975050047 |
| 5005          | 010975050054 |
| 5007          | 010975050078 |
| 5008          | 010975050085 |
| 5009          | 010975050092 |
| 5010          | 010975050108 |
| 5011          | 010975050115 |
| 5011B         | 010975150112 |
| 5012          | 010975050122 |
| 5013          | 010975050139 |
| 5014          | 010975050146 |
| 5015          | 010975050153 |
| 5016          | 010975050160 |
| 5017          | 010975050177 |

| STI<br>PART # | UPC<br>CODE  |
|---------------|--------------|
| 5018          | 010975050184 |
| 5019          | 010975050191 |
| 5020          | 010975050207 |
| 5021          | 010975050214 |
| 5022          | 010975050221 |
| 5023          | 010975050238 |
| 5024          | 010975050245 |
| 5025          | 010975050252 |
| 5026          | 010975050269 |
| 5027          | 010975050276 |
| 5028          | 010975050283 |
| 5029          | 010975050290 |
| 5030          | 010975050306 |
| 5031          | 010975050313 |
| 5032          | 010975050320 |
| 5033          | 010975050337 |
| 5034          | 010975050344 |
| 5035          | 010975050351 |
| 5036          | 010975050368 |
| 5038          | 010975050382 |
| 5039          | 010975050399 |
| 5040          | 010975050405 |
| 5041          | 010975050412 |
| 5042          | 010975050429 |
| 5043          | 010975050436 |
| 5044          | 010975050443 |
| 5045          | 010975050450 |
| 5046          | 010975050467 |
| 5047          | 010975050474 |
| 5048          | 010975050481 |
| 5049          | 010975050498 |
| 5050          | 010975050504 |
| 5051          | 010975050511 |
| 5052          | 010975050528 |
| 5053          | 010975050535 |
| 5054          | 010975050542 |
| 5055          | 010975050559 |
| 5056          | 010975050566 |
| 5057          | 010975050573 |
| 5058          | 010975050580 |
| 5059          | 010975050597 |
| 5060          | 010975050603 |
| 5062          | 010975050627 |
| 5063          | 010975050634 |
| 5064          | 010975050641 |

| STI<br>PART # | UPC<br>CODE  |
|---------------|--------------|
| 5065          | 010975050658 |
| 5066          | 010975050665 |
| 5067          | 010975050672 |
| 5068          | 010975050689 |
| 5069          | 010975050696 |
| 5070          | 010975050702 |
| 5071          | 010975050719 |
| 5072          | 010975050726 |
| 5073          | 010975050733 |
| 5074          | 010975050740 |
| 5075          | 010975050757 |
| 5076          | 010975050764 |
| 5077          | 010975050771 |
| 5078          | 010975050788 |
| 5079          | 010975050795 |
| 5080          | 010975050801 |
| 5081          | 010975050818 |
| 5082          | 010975050825 |
| 5083          | 010975050832 |
| 5084          | 010975050849 |
| 5086          | 010975050863 |
| 5087          | 010975050870 |
| 5088          | 010975050887 |
| 5089          | 010975050894 |
| 5090          | 010975050900 |
| 5091          | 010975050917 |
| 5092          | 010975050924 |
| 5094          | 010975050948 |
| 5095          | 010975050955 |
| 5096          | 010975050962 |
| 5097          | 010975050979 |
| 5098          | 010975050986 |
| 5099          | 010975050993 |
| 5100          | 010975051006 |
| 5101          | 010975051013 |
| 5102          | 010975051020 |
| 5103          | 010975051037 |
| 5104          | 010975051044 |
| ZS-009        | 010975000097 |
| ZS-019        | 010975000196 |
| <b>TOOLS</b>  |              |
| 2771Z         | 010975027711 |
| 28Z           | 010975000288 |
| 32Z           | 010975000325 |
| 499Z          | 010975004996 |